


National Tracking Poll – 1st July 2025



Presented by:

Mussa K. Dankwah, MSc. FCCA MCISI, DipIFR, AIRM
Head of Research and Pollster



Summary of Findings

- ❑ New poll by Global InfoAnalytics shows that majority of Ghanaians continue to believe that the country is headed in the right direction. 70% of voters now believe the country is headed in the right direction compared to 20% who believe it is headed in the wrong direction. In the April poll, 62% said it is headed in the right direction while 26% said it is headed in the wrong direction. Majority of voters in every region except Ashanti say the country is headed in the right direction.
- ❑ The poll also shows that 73% of voters approve of the way the president is doing his job while 19% disapprove. Majority of voters in all the regions approve of his job performance, signalling a major shift in polling history where voters from the stronghold of the main opposition party approve of the performance of the president. All party affiliates approve of the performance of the president except among NPP voters where a slim majority disapprove, amounting to 46% but 43% approve of his performance.
- ❑ For the government, voters continue to show strong approval of their performance as 18% say they have performed excellent, 61% very good/good, 10% as average and 11% as poor/very poor. In contrast to April 2025 poll, 21% rated the government excellent, 55% as very good/good, 9% average and 15% poor/very poor.

Summary of Findings

- ❑ On President Mahama's handling of the economy, 74% of voters approve of his management of the economy compared to 18% who disapprove. On creating jobs, 67% approve and 22% disapprove. On his handling of the 'galamsey' issue, 65% approve while 24% disapprove.
- ❑ On the question of whose policies are responsible for the current economic condition Ghanaians are experiencing today, 62% of voters believe it is a result of the policies of the Mahama administration while 23% say it is due to the policies of Nana Addo's administration and 15% are not sure.
- ❑ When voters were asked to rate the president on a score of 1 to 10, 1 being very poor and 10 being excellent, the poll shows that the top performing areas for the president is stabilising the cedi, where he scored 7.0 out of 10, followed by the economy and ORAL on 6.6 each, stabilising prices of goods and services, 6.5, stabilizing electricity and water prices, 6.0, Galamsey, 6.0, Dumsor, 5.8 and creating jobs at a 5.6.
- ❑ The poll also shows that 55% of voters support the suspended 'Dumsor' Levy while 22% opposed it, 23% were neutral.
- ❑ According to the poll, 59% of voters say their standard of living has improved compared to this time last year, only 12% say it has worsened, 25% say it has not changed and 11% did not have an opinion.

Summary of Findings

- ❑ When voters were asked whether they expect their standard of living to improve in the next 12 months, 72% said 'Yes' while 16% said 'No'. 55% of voters also believe that prices of goods and services would mostly decrease in the next 6 months. Only 19% say they expect prices of goods and services to increase in the next 6 months.
- ❑ On the state of corruption, 60% of voters believe it is improving, up from 56% in April 2025 while 13% said it is getting worse, down from 14% in April 2025. 20% say it is the same down from 23% while those who did not have an opinion remained unchanged at 7%.
- ❑ On the fight against corruption, 63% of voters believe the government is doing enough in fighting corruption up from 60% in April 2025 while 23% say they don't believe the government is doing enough, down from 26% in April 2025.
- ❑ On corruption perception index, government appointees and the presidency are now perceived to be least corrupt. The Ghana Police, Immigration and Judiciary remains the top three most perceived corrupt public institutions in Ghana today. The Electoral Commission, which occupied 7th position in the April 2025 poll has now moved to 4th position.

Summary of Findings

- ❑ The poll shows that overall corruption perception of public institutions is declining as the poll witnessed improvement in the score for all the public institutions without exception, possibly pointing generally at positive sentiments about corruption perception in public institutions today.
- ❑ In the race to lead the New Patriotic Party in the 2028 presidential elections, the poll shows the former vice president and former presidential candidate for the NPP, Dr. Mahamudu Bawumia, leading the race with 56% of the vote among all voters, followed by Hon. Kennedy Agyapong with 23%, Dr. Yaw Osei Adutwum raked in 9%, Hon. Patrick Yaw Boamah with 4%, Bryan Acheampong with 3% and the others at 5%.
- ❑ However, among NPP voters, Dr. Bawumia leads with 70%, Hon. Agyapong, 17%, Dr. Adutwum, 7%, Hon. Boamah, 1%, Hon. Acheampong 2% and others, 2%. The poll shows that Dr. Bawumia has extended his lead among general voters from 48% in April 2025 to 57% in June 2025 and among NPP voters, his lead has increased from 57% in April to 70% in June.
- ❑ 50% of NDC voters support Dr. Bawumia, 26% support Hon. Agyapong, 10% support Dr. Adutwum, Hon. Boamah has 4% support, Hon. Acheampong also has 4% support and others climax it with 6%

Summary of Findings

- ❑ Analysis of poll also shows that among voters who voted for Dr Bawumia in the 2024 presidential election, 74% would like him to lead NPP, while 14% back Agyapong, 7% prefer Dr Adutwum, 1% prefer Boamah, 3% prefer Acheampong and the rest 1%.
- ❑ However, the race is much tighter among voters who did not tell us who they voted for in the 2024 elections and those who did not vote at all. Among those who did not disclose who they voted for, Dr Bawumia leads with 49% and Agyapong 38%, Dr Adutwum has 3%, Boamah, 2% and Acheampong 3%.
- ❑ Among those who did not vote, Dr Bawumia is preferred by 36%, 31% prefer Agyapong, 15% prefer Dr Adutwum, 7% prefer Boamah and 5% prefer Acheampong.
- ❑ Among NPP voters who voted for Dr Bawumia in 2024 election, 76% prefer Dr Bawumia, 14% Agyapong, 6% Dr Adutwum, 1% Boamah and 2% Acheampong. Among NPP voters who refused to tell us who they voted, 31% prefer D Bawumia, 66% prefer Agyapong and 2% Adutwum.

Summary of Findings

- ❑ For the NDC race, the party's national chairman, Mr. Johnson Asiedu Nketia has surged in the polls compared to April 2025 poll. The poll shows Asiedu Nketia in second place behind the minister of education and former minority leader, Hon. Haruna Iddrisu who maintained his early lead in the race. Hon. Haruna Iddrisu now leads with 27%, Asiedu Nketia, 26%, Ato Forson, 22%, Julius Debrah, 11%, Hon. Okudjeto Ablakwa, 8%, Hon. Zanetor Rawlings, 4% and others, 3%.
- ❑ However, among NDC voters, Hon. Haruna Iddrisu leads with 31% support, Asiedu Nketia, 24%, Dr. Ato Forson 22%, Mr. Julius Debrah, 10%, Hon. Okudjeto Ablakwa, 8%, Hon. Zanetor Agyemang-Rawlings, 3% and others, 2%.
- ❑ Majority of NPP voters support Mr. Asiedu Nketia, at 32%, while 22% support Hon. Haruna Iddrisu and 20% support Hon. Ato Forson.
- ❑ Analysis of the poll shows that Among those who voted for John Mahama in the 2024 elections, 30% prefer Haruna Iddrisu, 22% prefer Asiedu Nketia, 24% prefer Hon Ato Forson, 8% prefer Okudjeto Ablakwa and 3% prefer Zenator Agyeman Rawlings.

Summary of Findings

- ❑ However, among voters who did not disclose who they voted for in the 2024 elections, 30% back Haruna, 15% Nketia, 24% Forson, 10% Debrah, 12% Ablakwa and 5% Agyemang-Rawlings.
- ❑ For those who did not vote in the 2024 elections, 19% prefer Haruna, 23% Nketia, 18% Forson, 18% Debrah, 15% Ablakwa and 5% Agyemang-Rawlings.
- ❑ For NDC voters who voted for John Mahama, 31% prefer Haruna, 22% prefer Nketia, 24% prefer Dr Forson, 10% prefer Debrah, 8% prefer Ablakwa and 3% Agyeman-Rawlings.
- ❑ Among those who did not disclose who they voted for, 24% prefer Haruna, 16% prefer Nketia, 18% prefer Dr Forson, 13% Debrah, 13% Ablakwa and 11% Agyemang-Rawlings. For NDC voters who did not vote, 28% Haruna, 26% Nketia, 9% Dr Forson, 19% Debrah, 13% Ablakwa and 2% Agyemang-Rawlings.
- ❑ On which party is more attractive, the poll shows that NDC continues to gain more popularity among voters while NPP continues to decline. Voters who openly declare support for NDC now stands at 44% up from 42% in April 2025. On the part of NPP, the party's support base is now 32% compared to 30% in April 2025.

Methodology and Approach

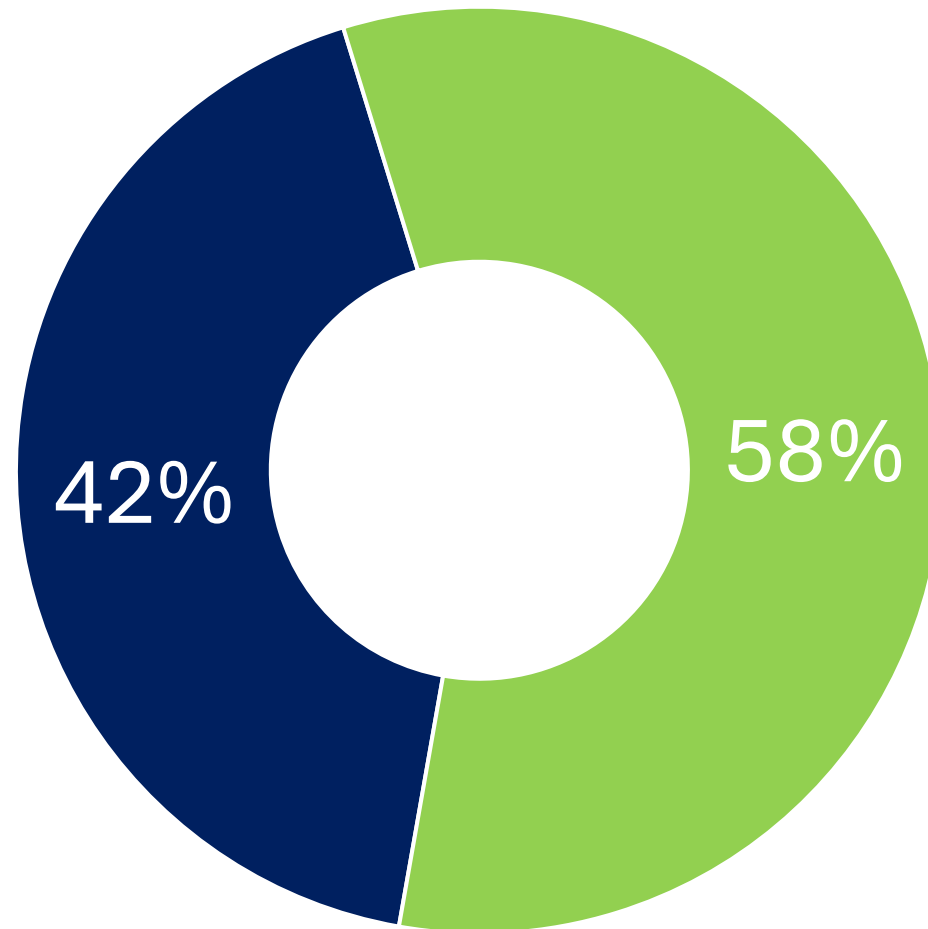
	ONLINE	TELEPHONE	FACE-TO-FACE	OVERALL
Sample Size	• 1,092	• 1,457	• 7,944	• 10,493
Sample Deployment	• N/A	• N/A	• 84 Constituencies	
Sample Method	• Probability random online sampling	• Probability random sampling	• Probability random online sampling	
Confidence Level	• 99%	• 99%	• 99%	• 99%
Margin of Error	• +-3.82%	• +-3.31%	• +-1.42%	• +-1.23%
Survey type	• Online	• CATI	• In-person	
Period of Interviews	• 10 th May to 20 th May 2025	• 9 th June to 25 th June 2025	19 th June -27 th June	

Note that due to rounding up of the data, some total when manually computed may be less or greater than 100% (99% or 101%)

Demographics

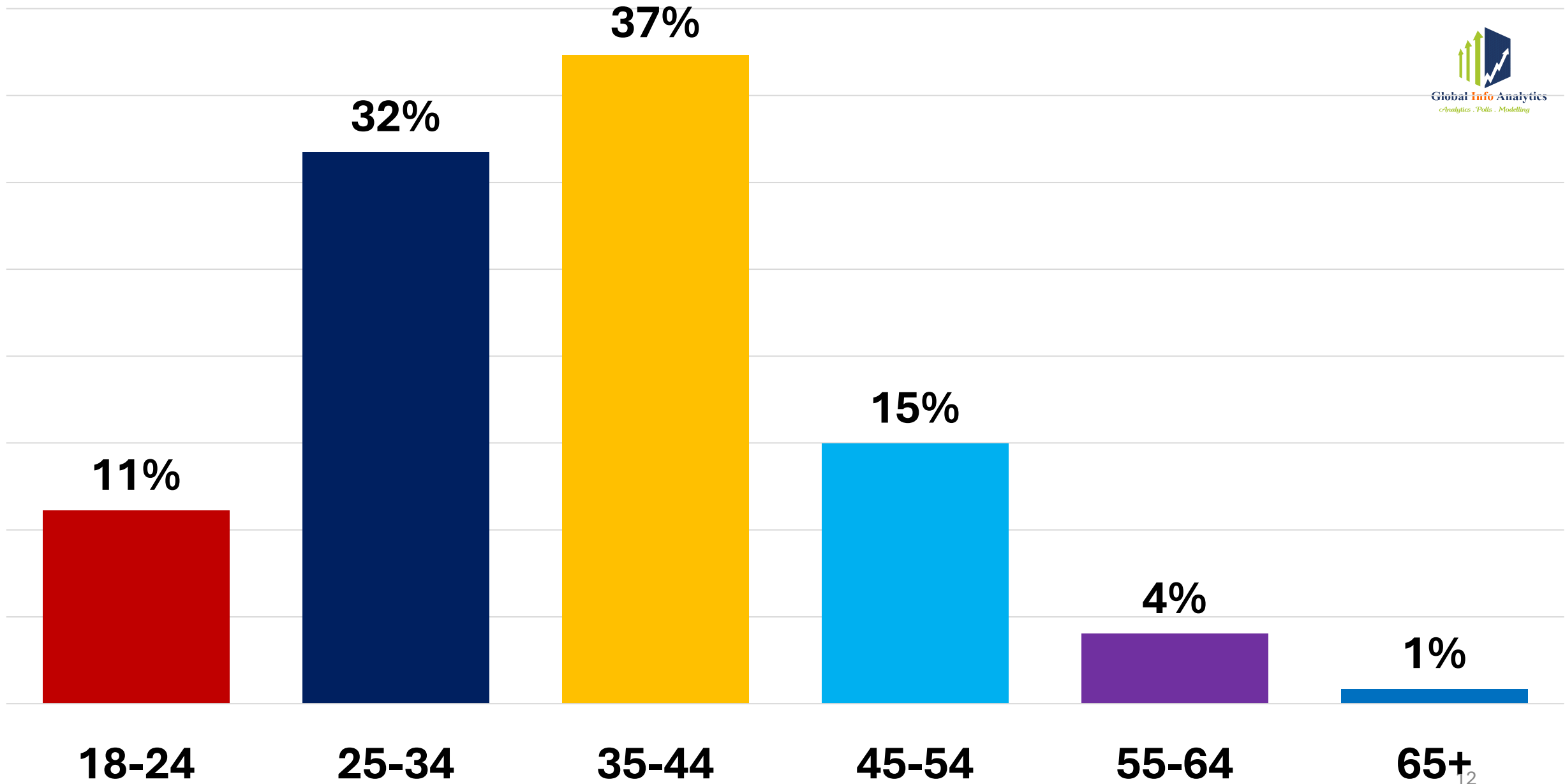


Gender



■ Female ■ Male

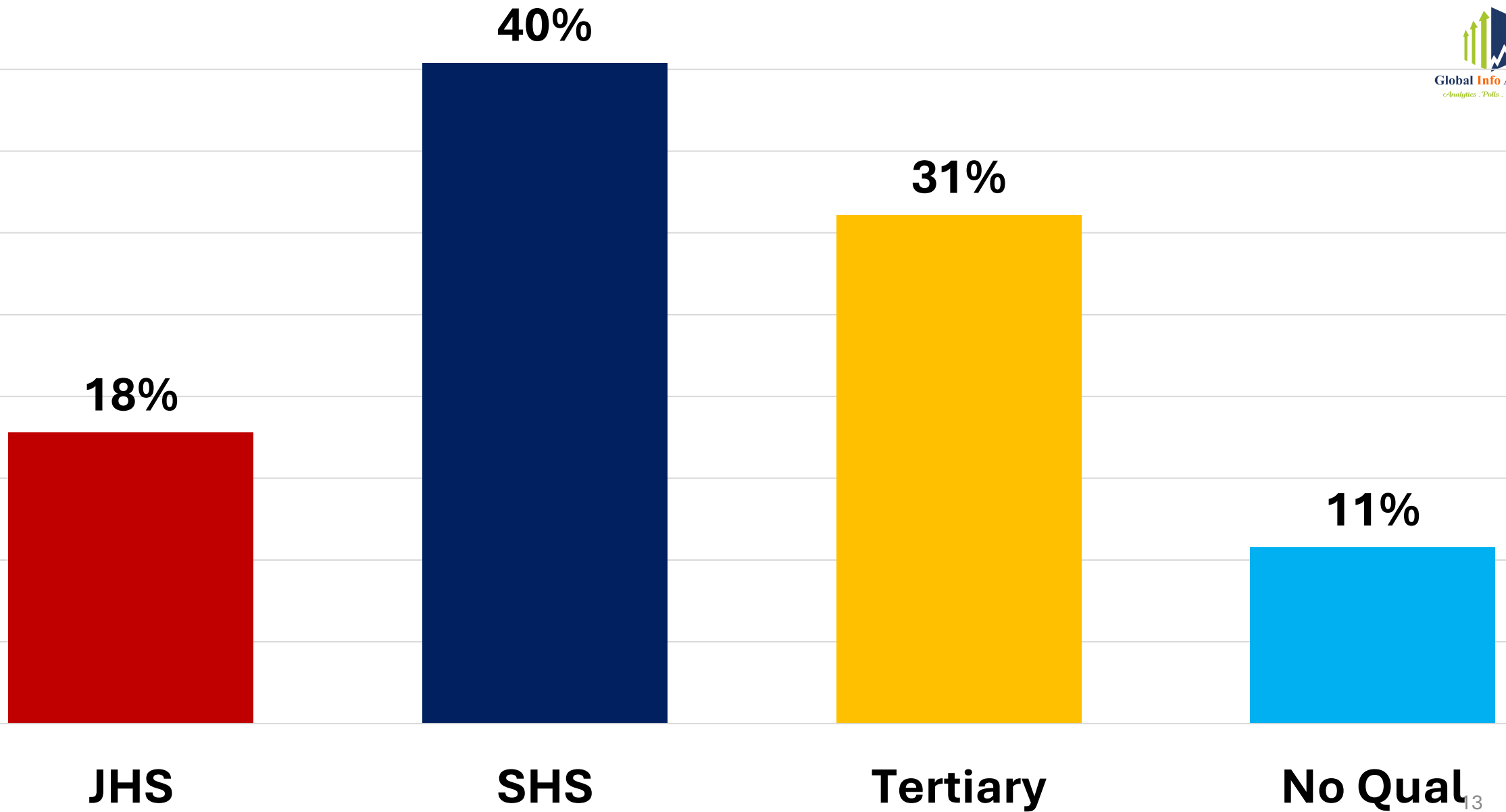
Age



Education



Global Info Analytics
Analytics · Polls · Modelling



Employment

62%



Employed

26%



Unemployed

11%



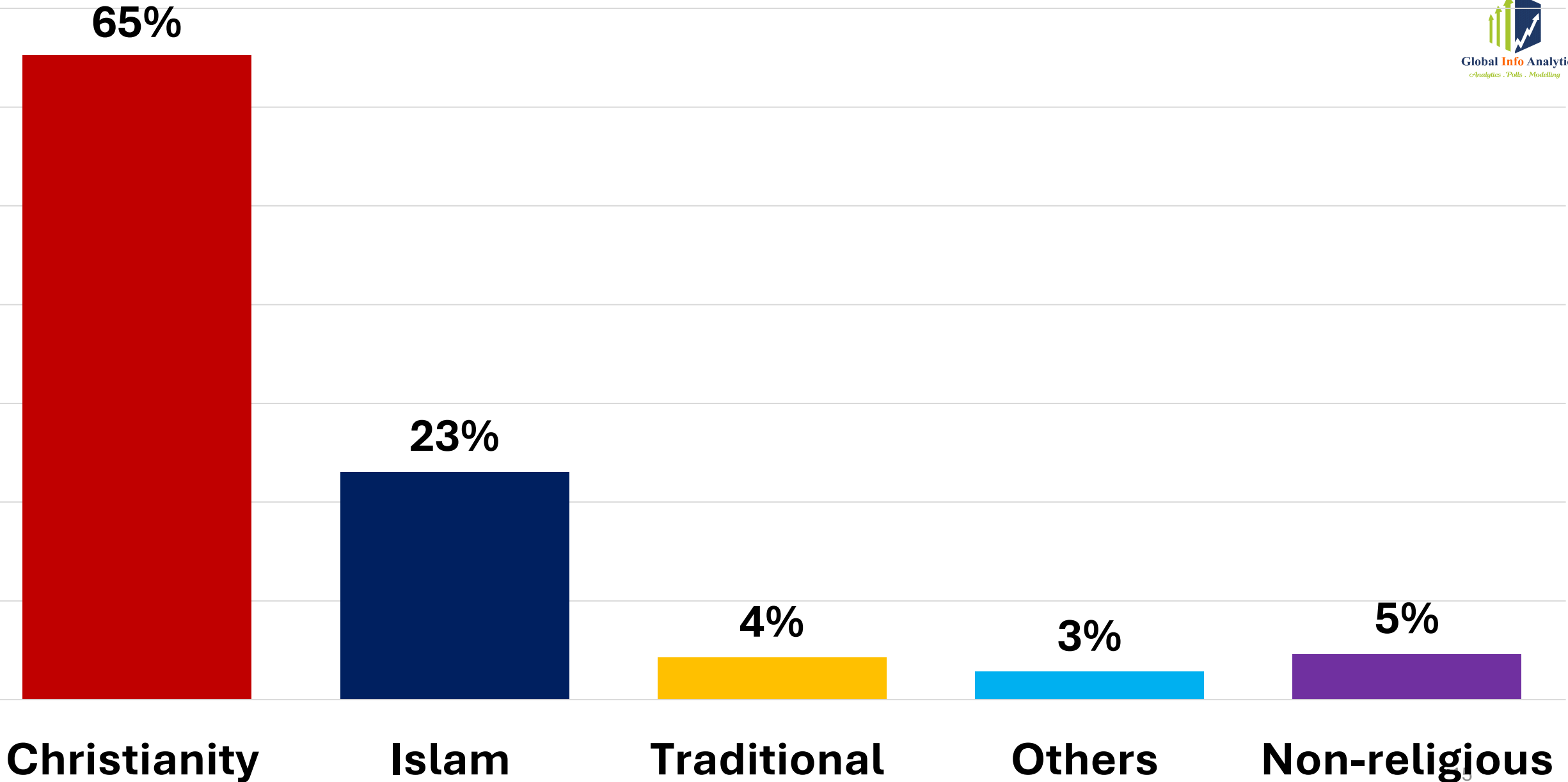
Students

1%

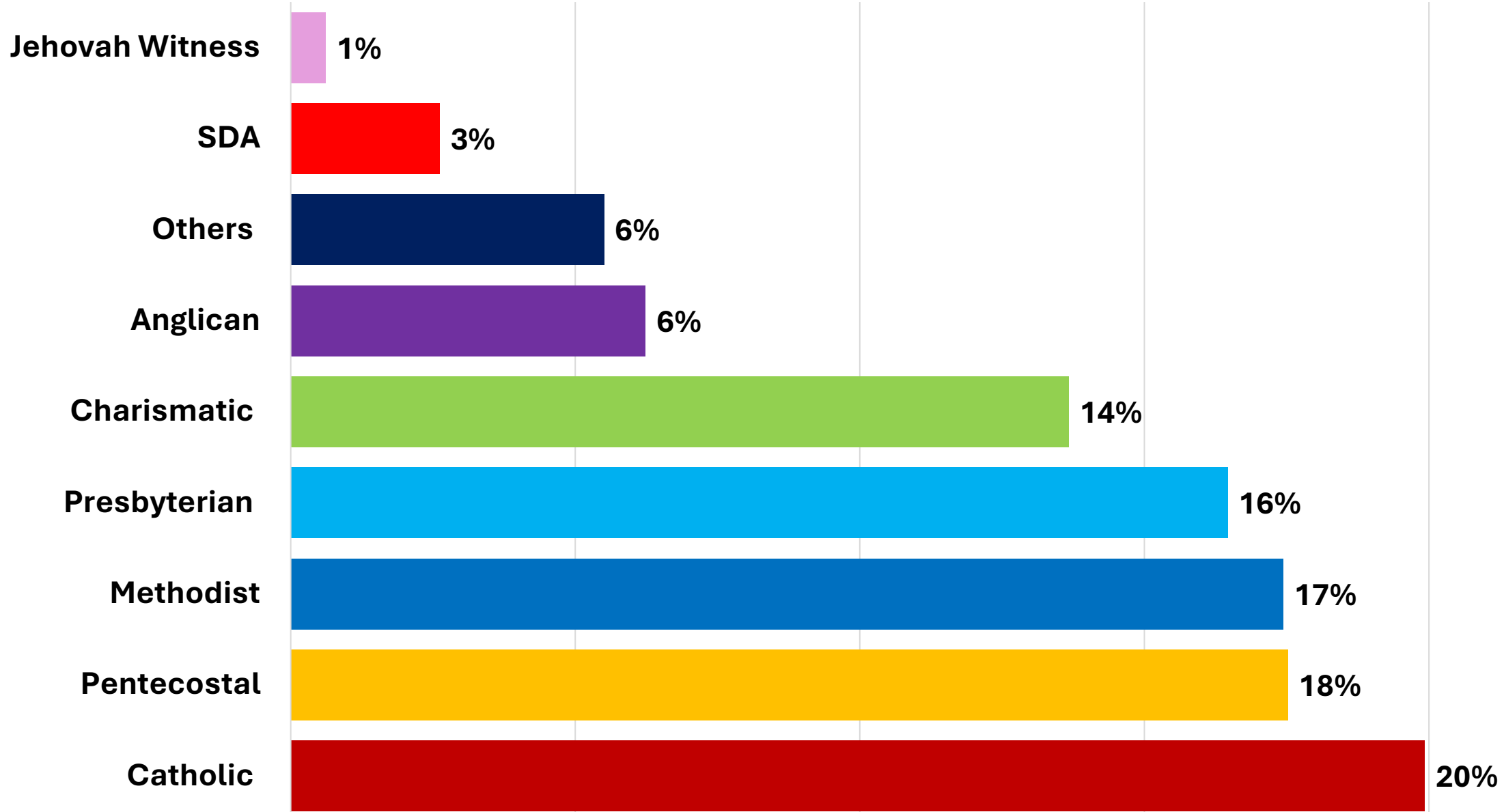


Pensioners

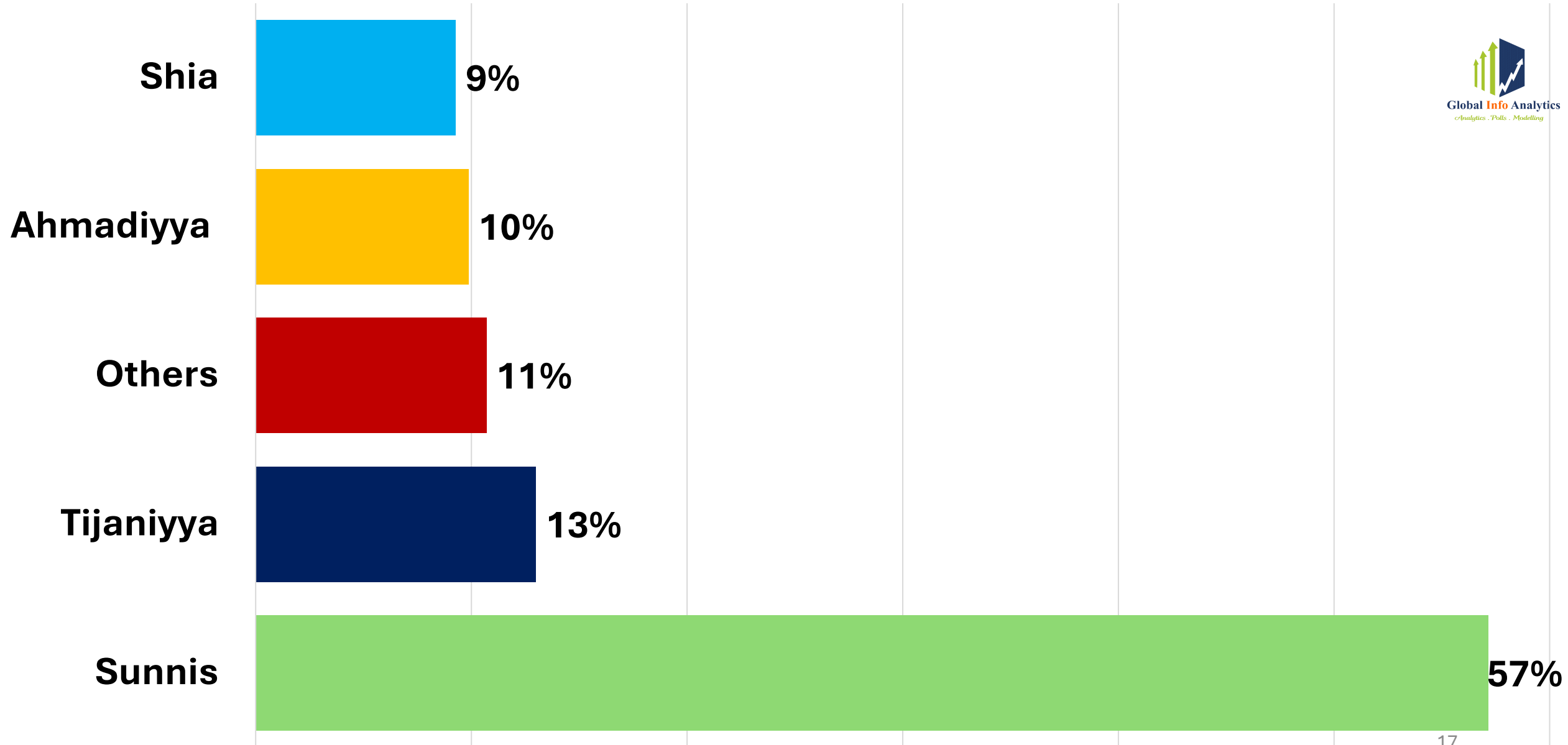
Religion



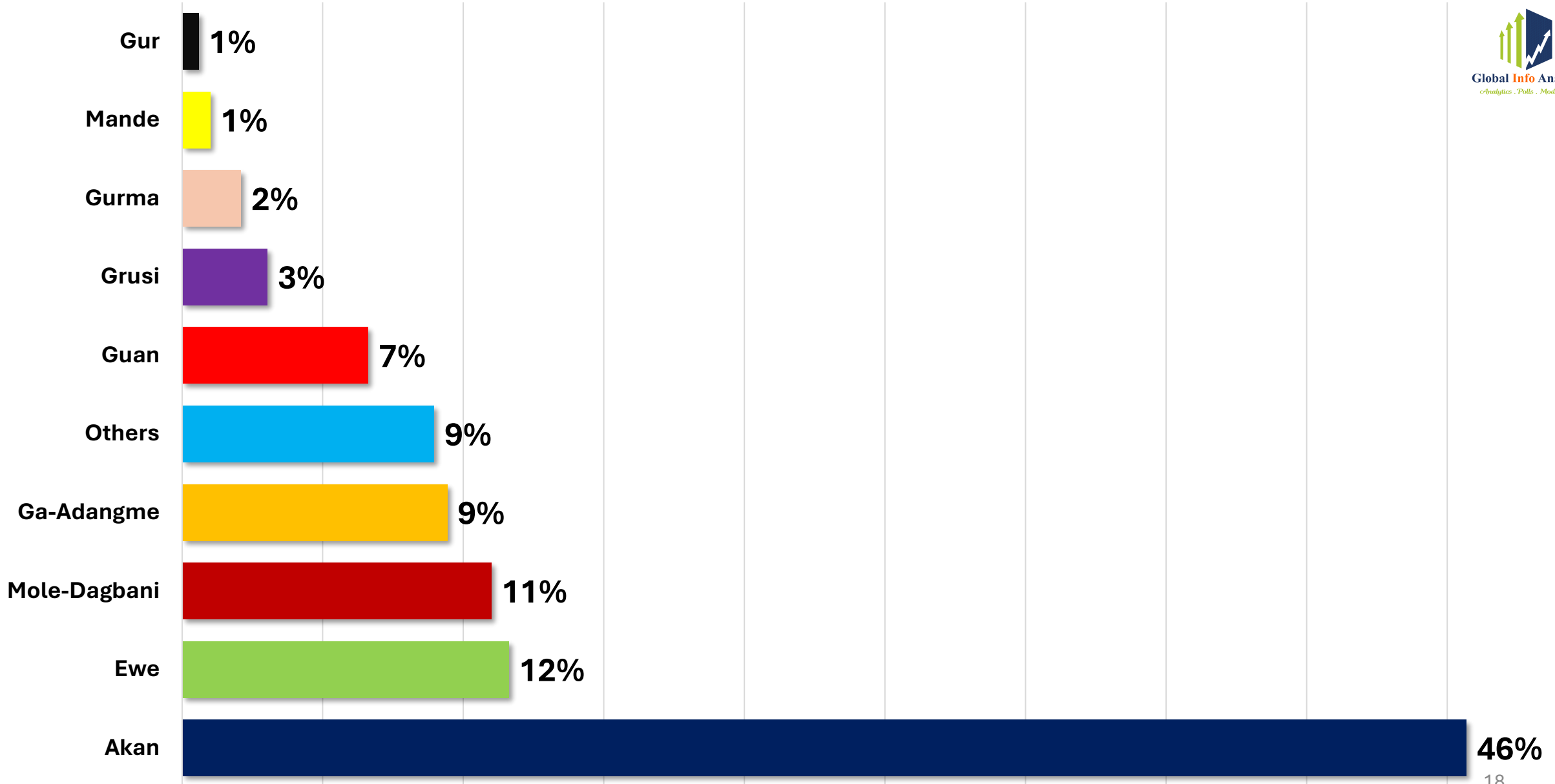
Christian Denominations



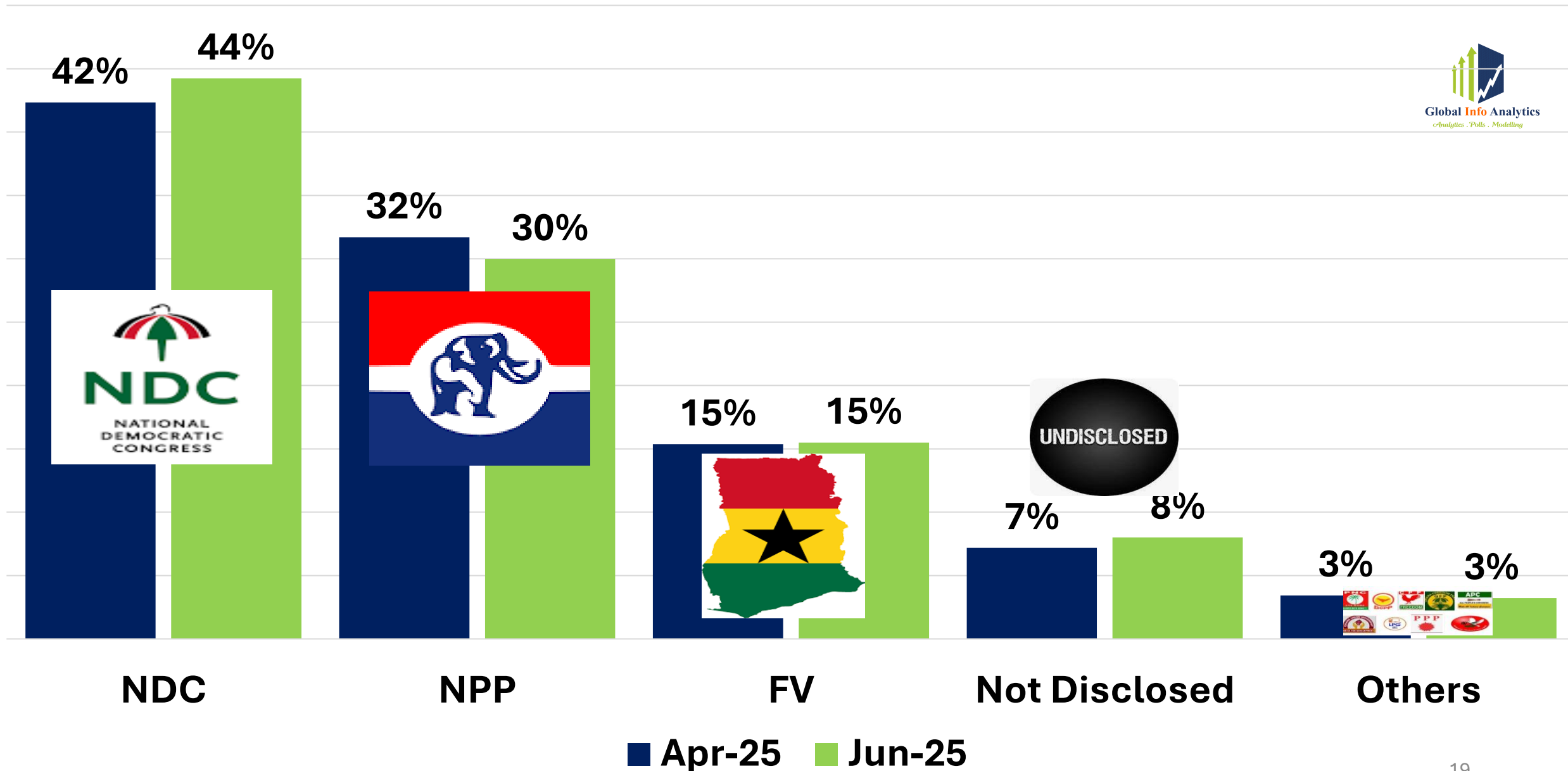
Islamic Sects



Ethnicity



Party Affiliations



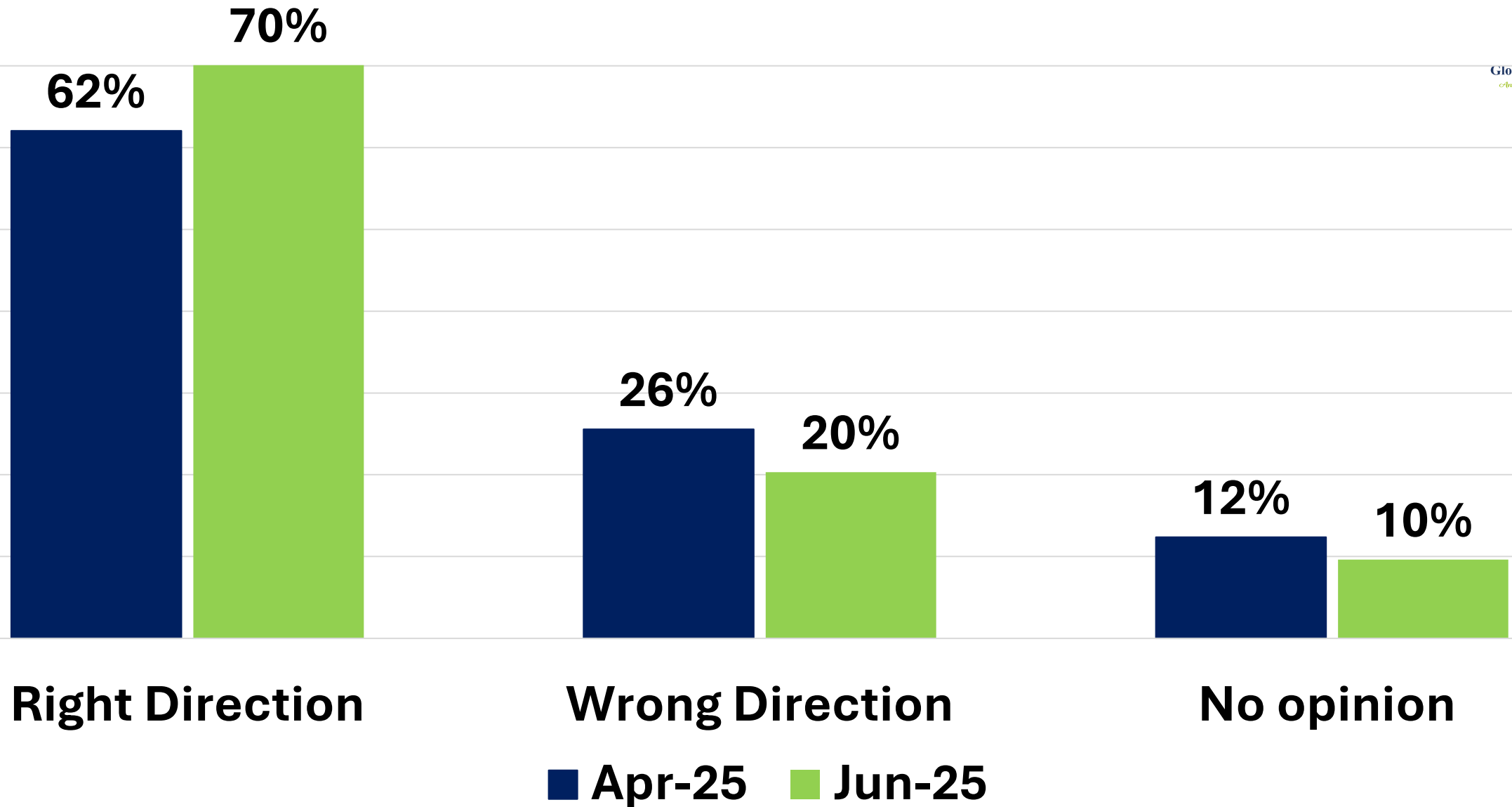
Governance & Performance



Direction of the country



Global Info Analytics
Analytics · Polls · Modelling

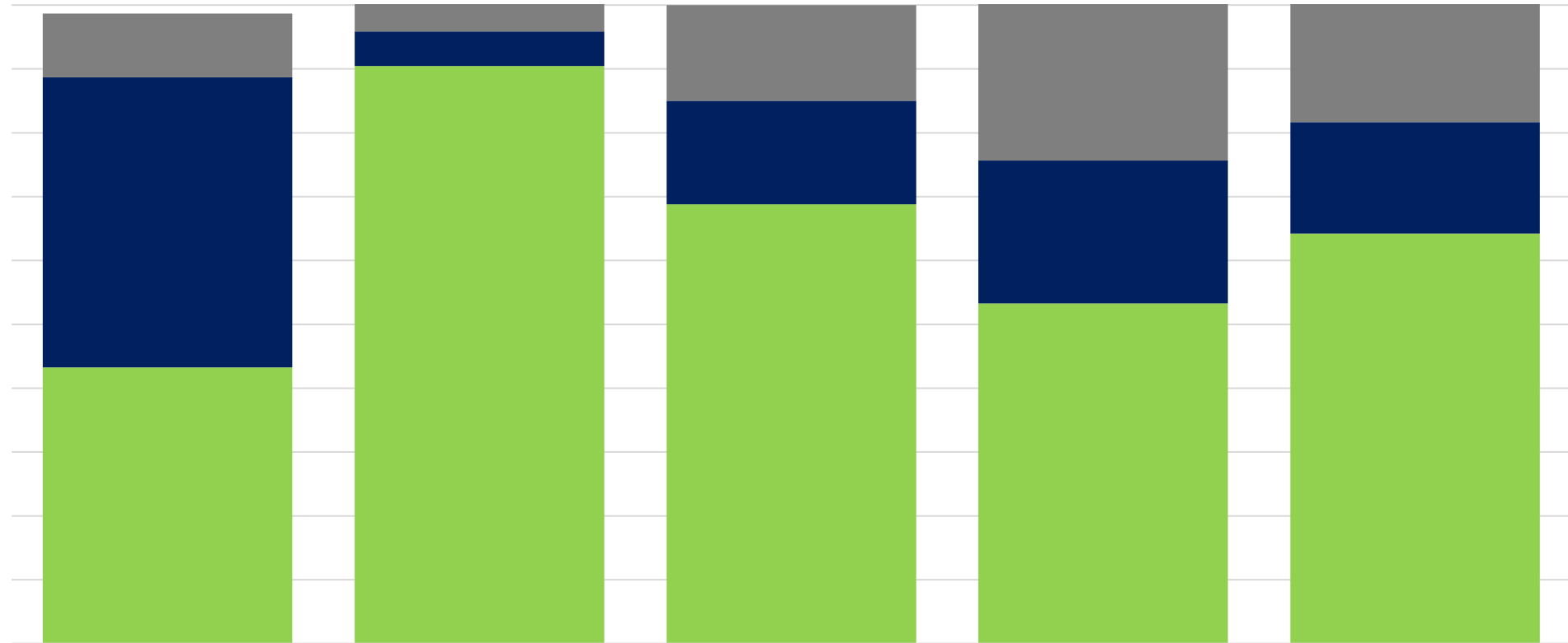


Direction of the country-Region



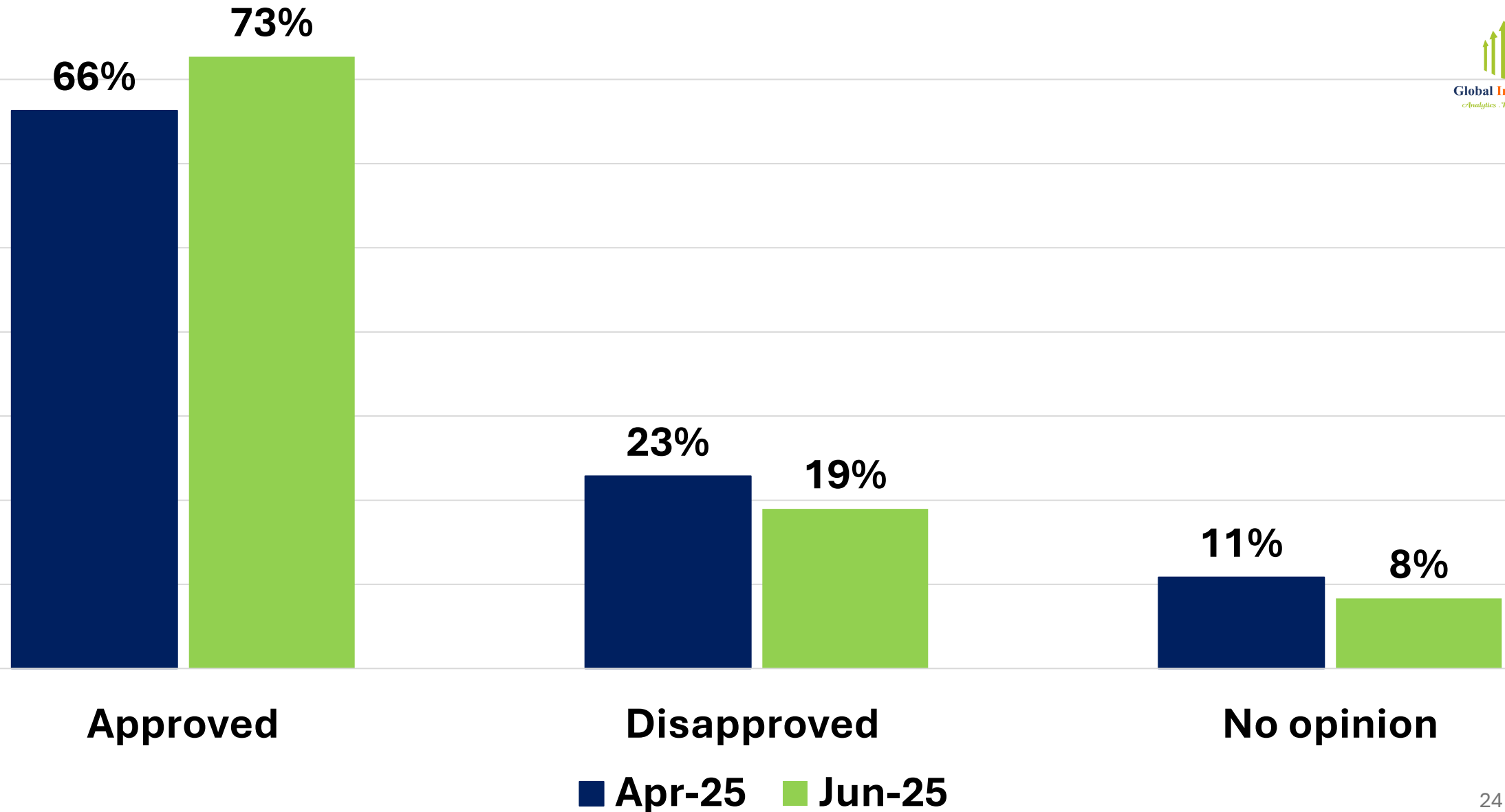
	Ahafo	Ashanti	Bono	Bono East	Central	Eastern	Greater Accra	North East	Northern	Oti	Savannah	Upper East	Upper West	Volta	Western	Western North
Right Direction	82%	40%	71%	81%	73%	66%	76%	92%	74%	76%	71%	70%	74%	75%	68%	77%
Wrong Direction	13%	47%	17%	13%	15%	14%	18%	2%	22%	16%	28%	28%	22%	7%	14%	18%
No opinion	5%	13%	12%	6%	12%	20%	6%	6%	4%	8%	1%	2%	4%	18%	18%	5%

Direction of the country-Party Affiliations



	NPP	NDC	Floating Voters	Other Parties	Not Disclosed
No opinion	10%	5%	15%	25%	19%
Wrong Direction	45%	5%	16%	22%	17%
Right Direction	43%	90%	69%	53%	64%

President's Job Approval

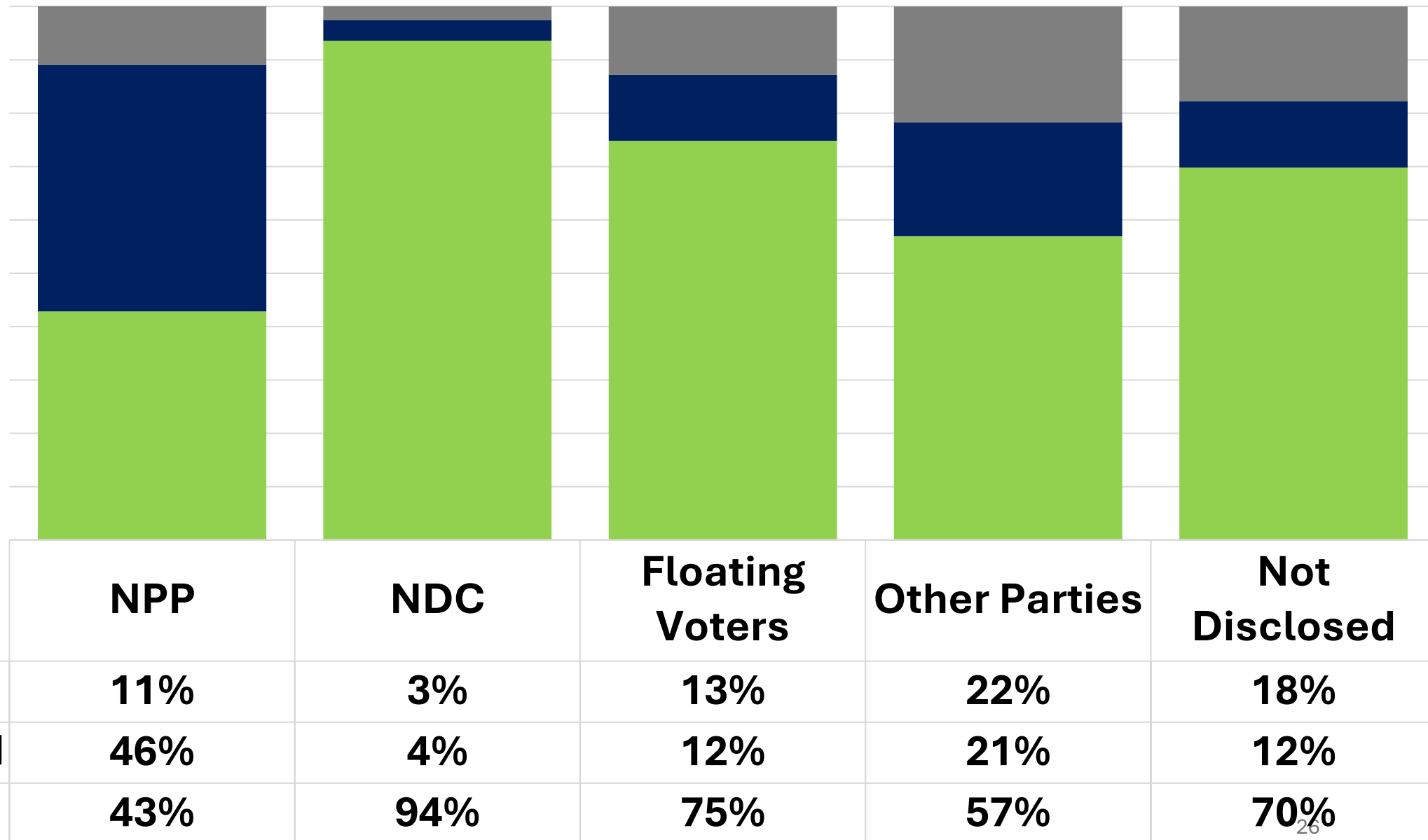


President's Job Approval-Region



	Ahafo	Ashanti	Bono	Bono East	Central	Eastern	Greater Accra	North East	Northern	Oti	Savanna h	Upper East	Upper West	Volta	Western	Western North
Approved	83%	46%	79%	84%	75%	68%	76%	87%	74%	81%	82%	72%	77%	84%	66%	84%
Disapproved	13%	44%	14%	9%	13%	13%	17%	5%	23%	15%	18%	25%	21%	4%	12%	13%
No opinion	4%	10%	7%	7%	12%	19%	7%	8%	3%	4%	1%	3%	3%	12%	22%25	3%

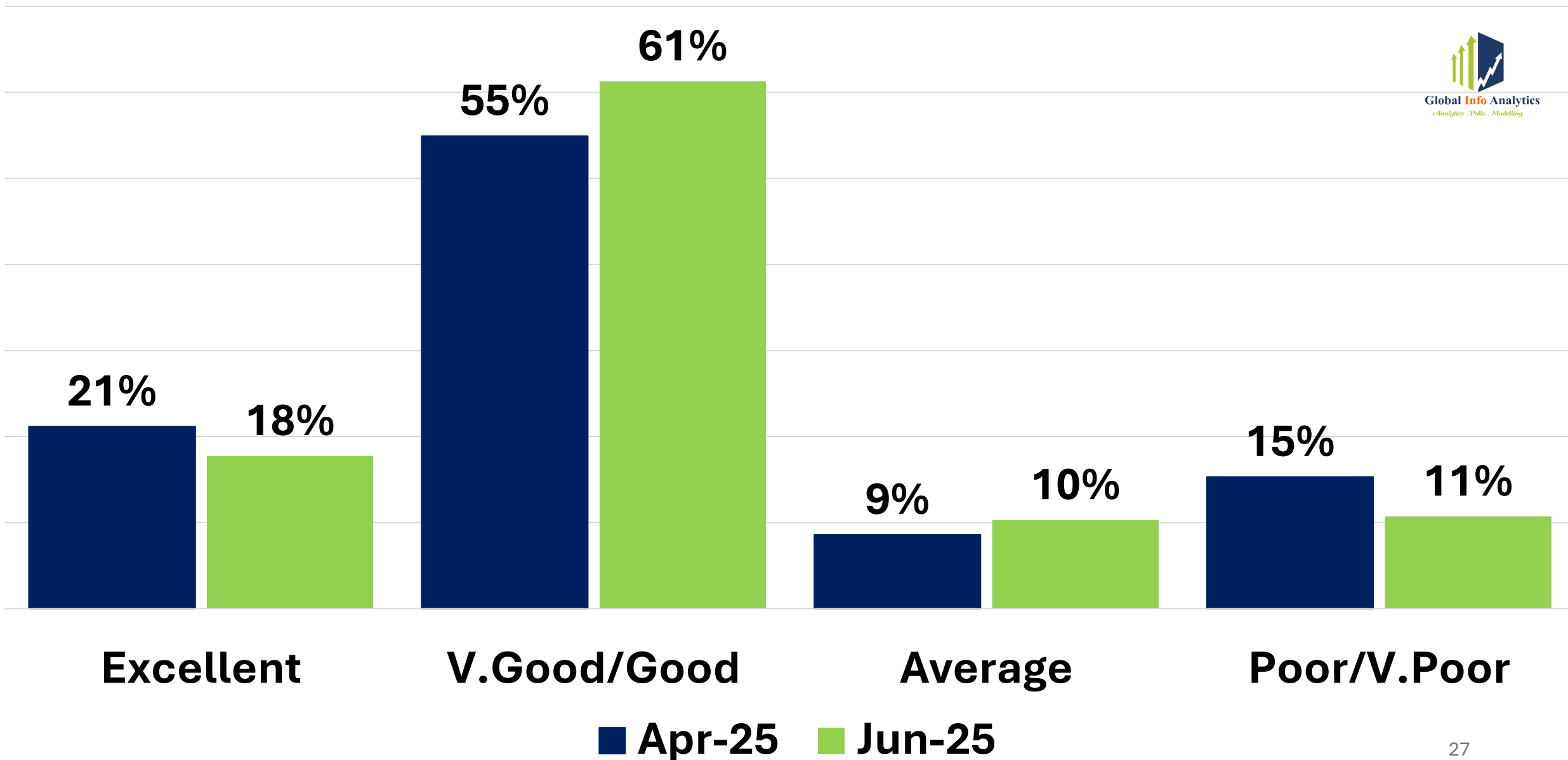
President's Job Approval Party Affiliations



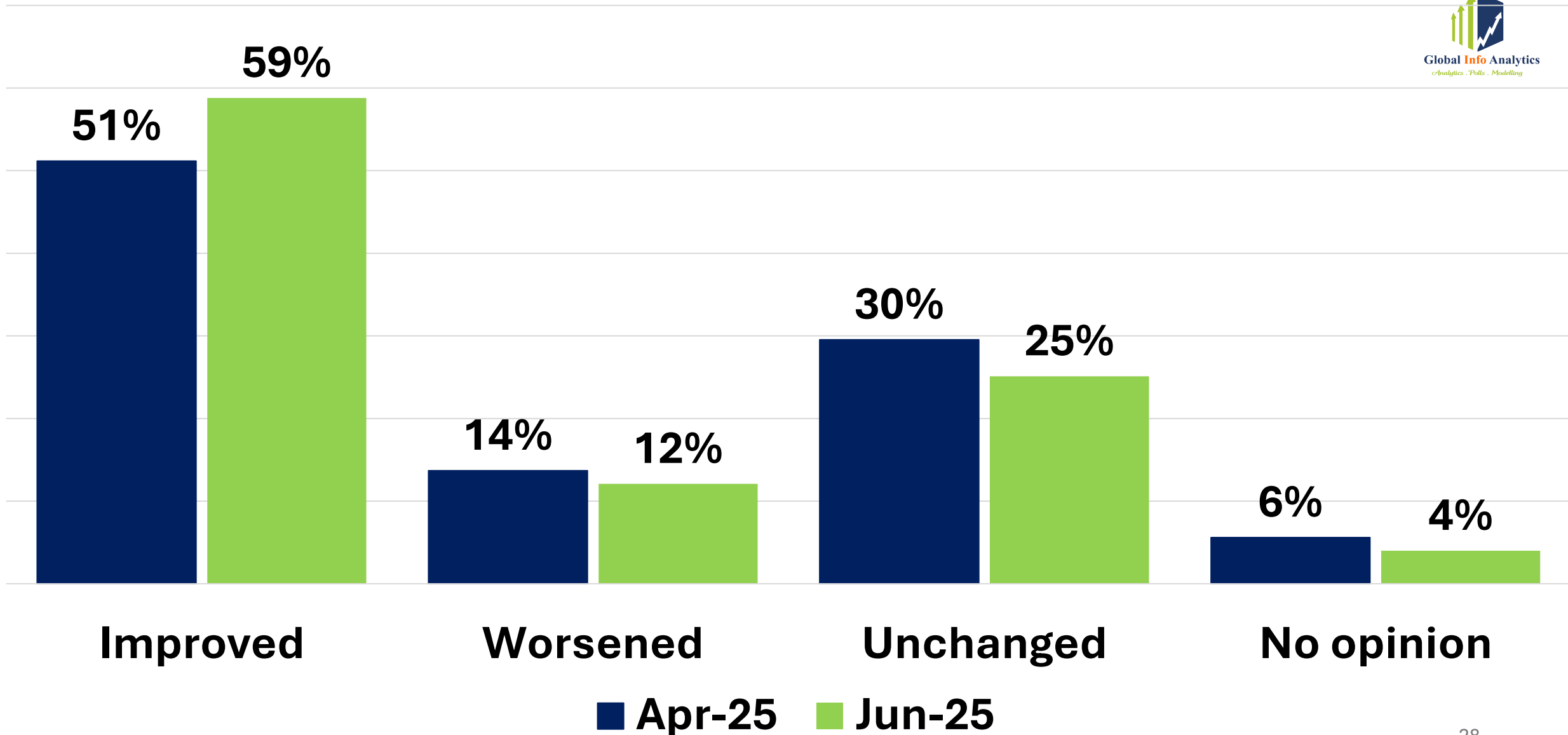
Approval of the Government's Performance



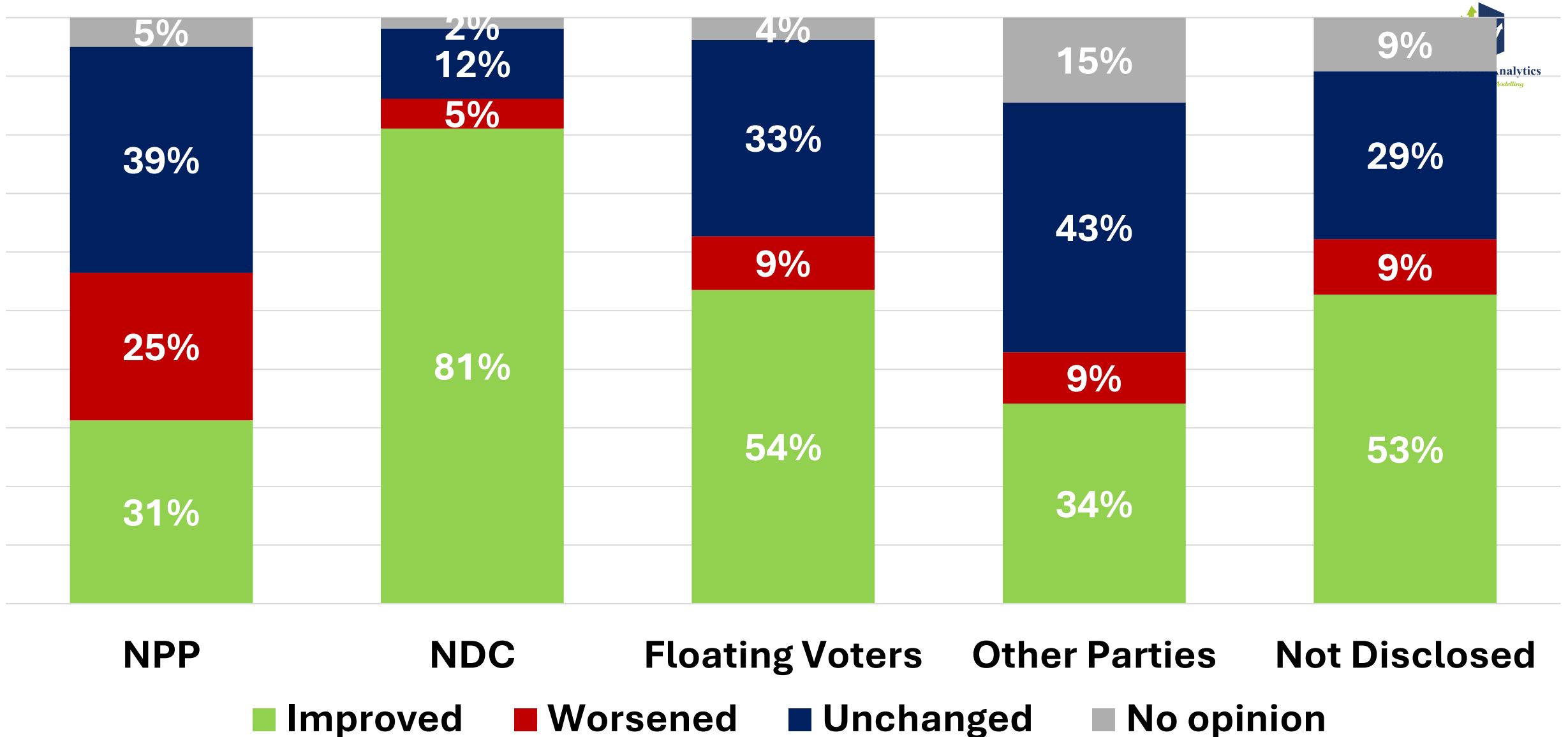
Global Info Analytics
Analytics . Polls . Modelling



Standard of Living



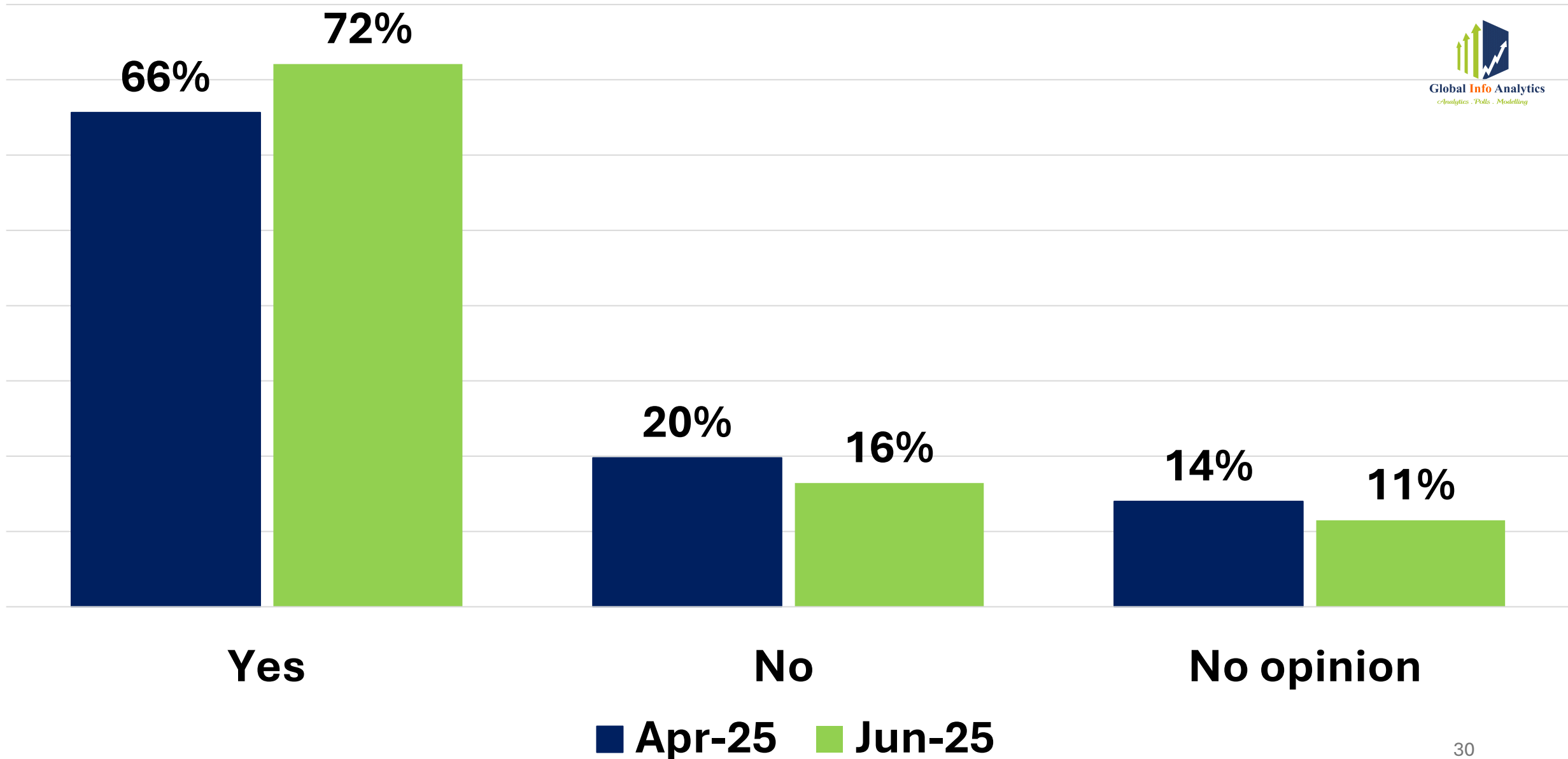
Standard of Living –Party Affiliations



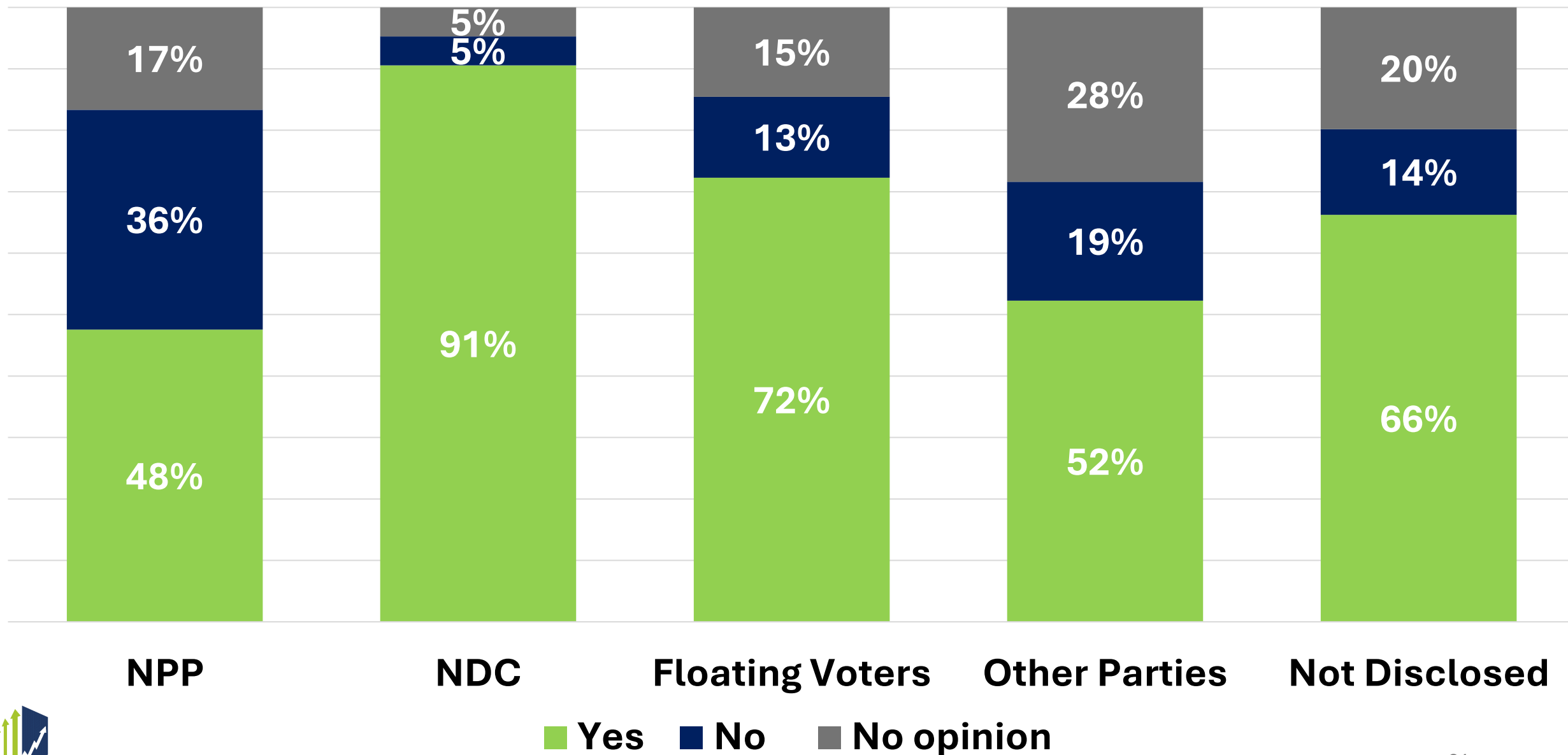
Standard of Living Improvement Optimism



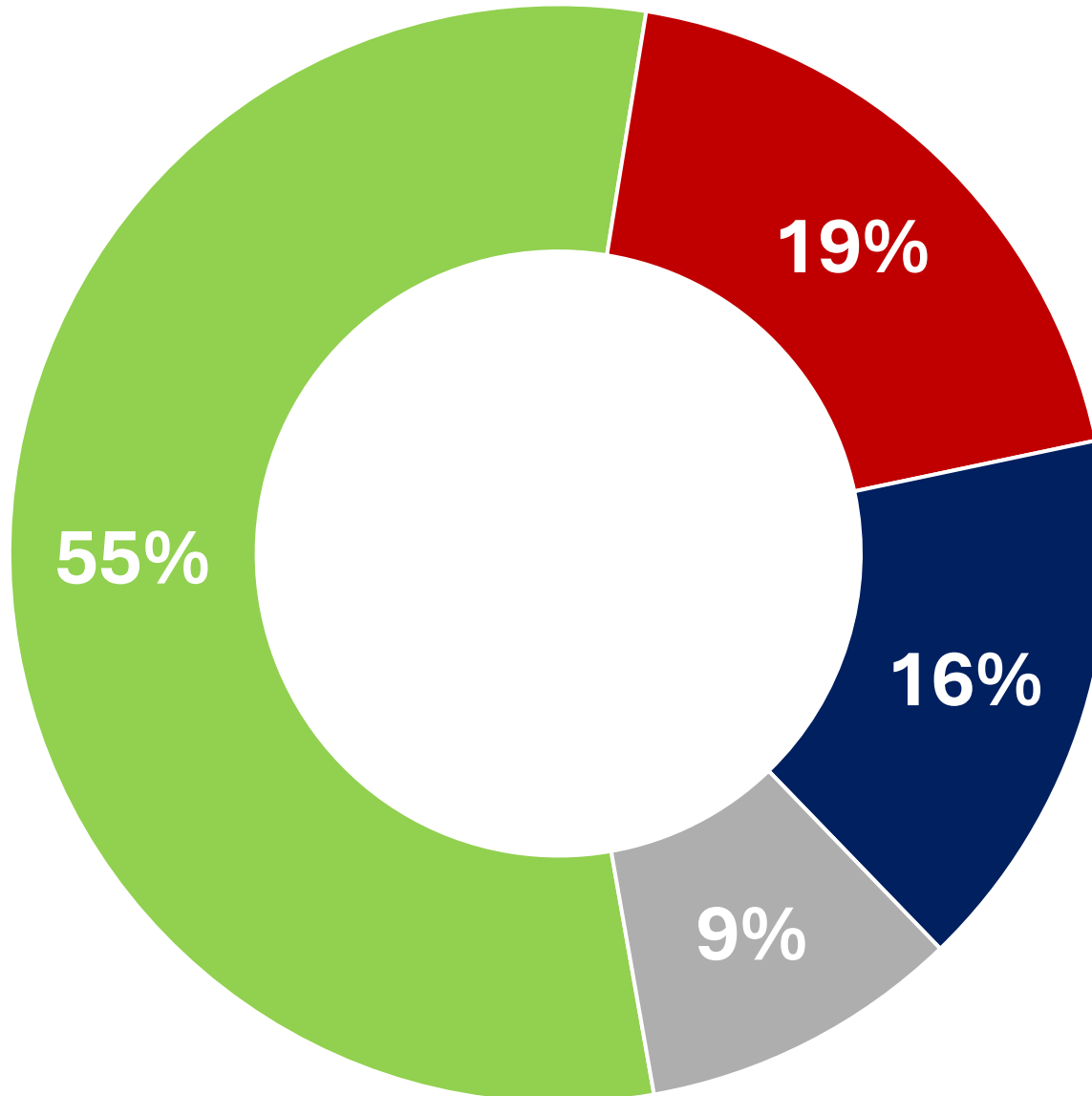
Global Info Analytics
Analytics . Polls . Modelling



Standard of Living Improvement Optimism-Party affiliations

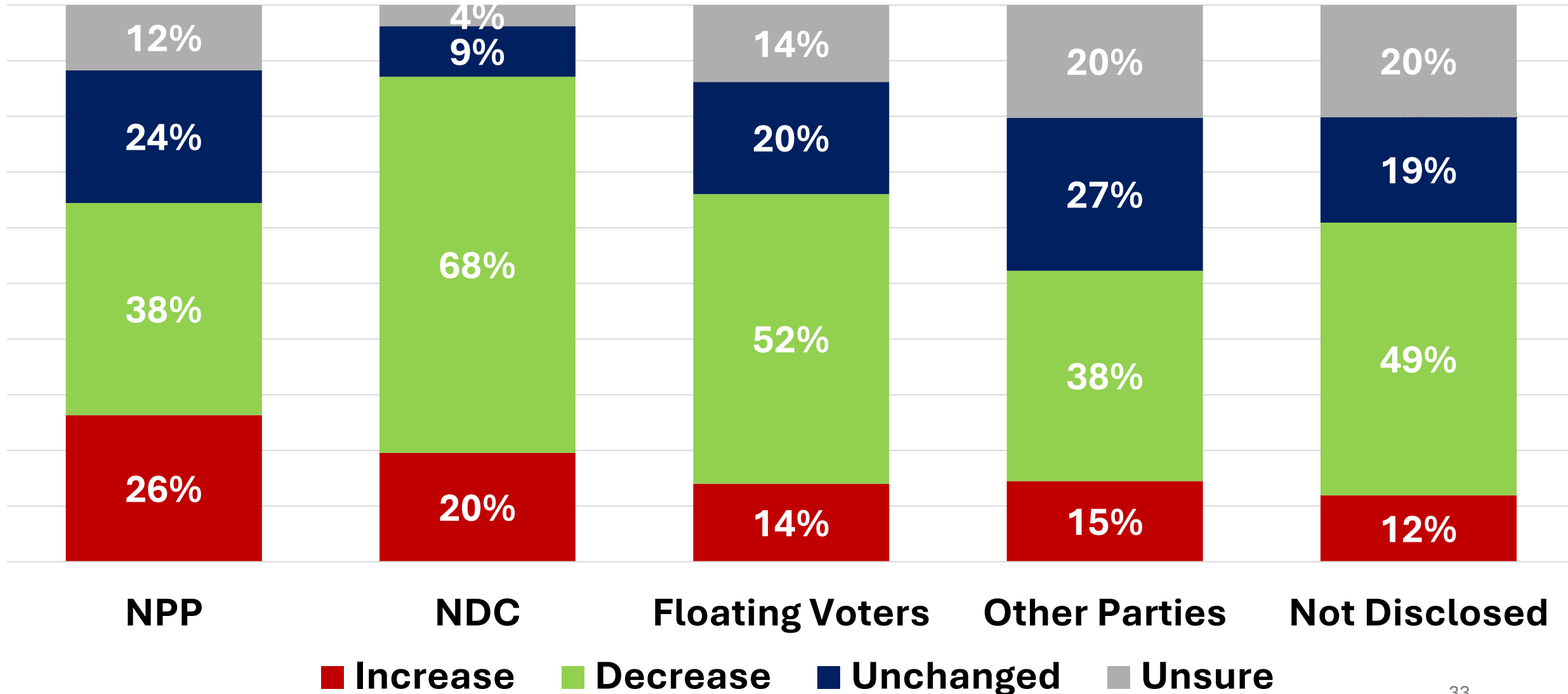


In the next six (6) months, do you think prices of goods and services will...?

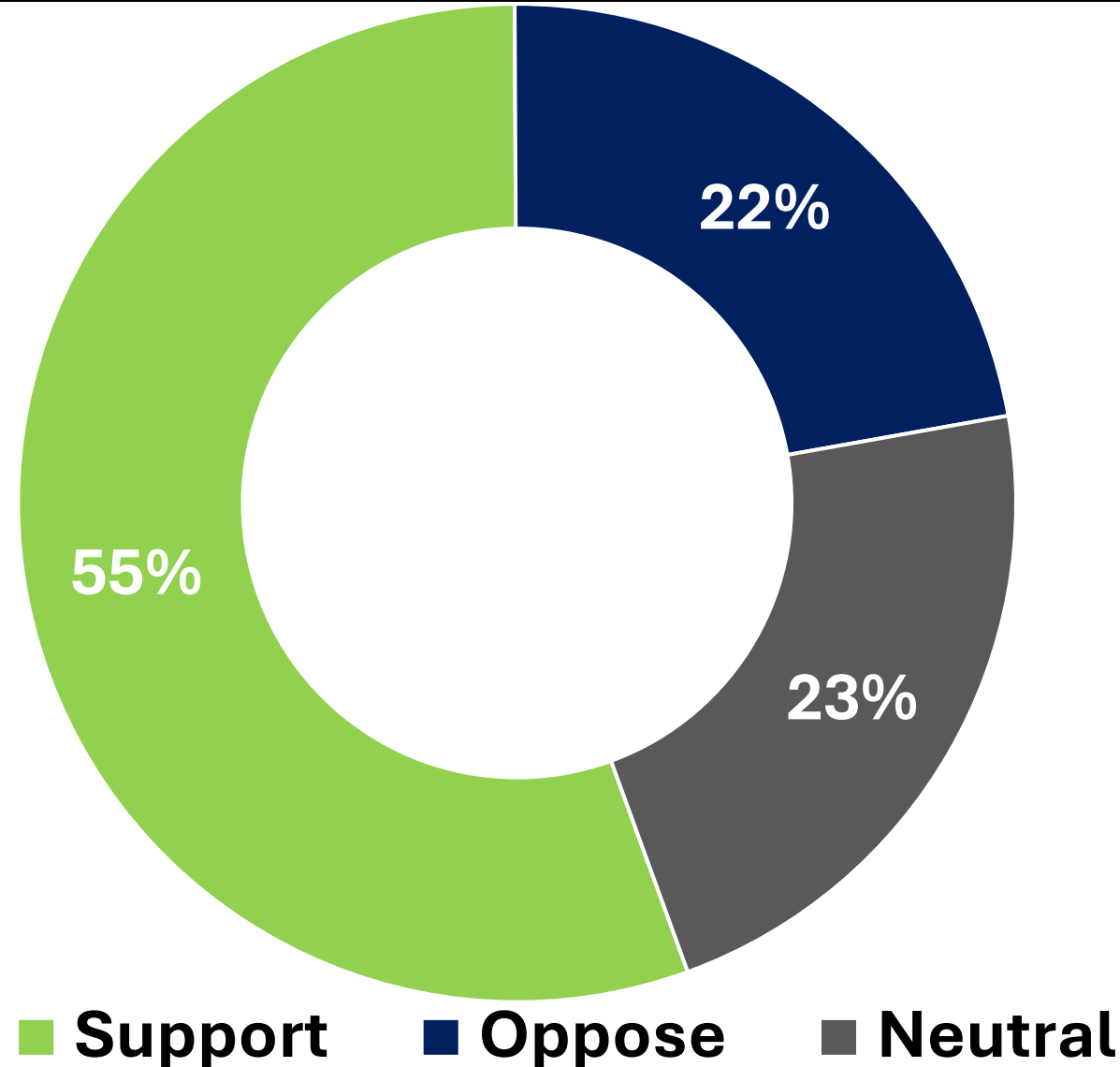


- Decrease
- Increase
- Unchanged
- Not sure

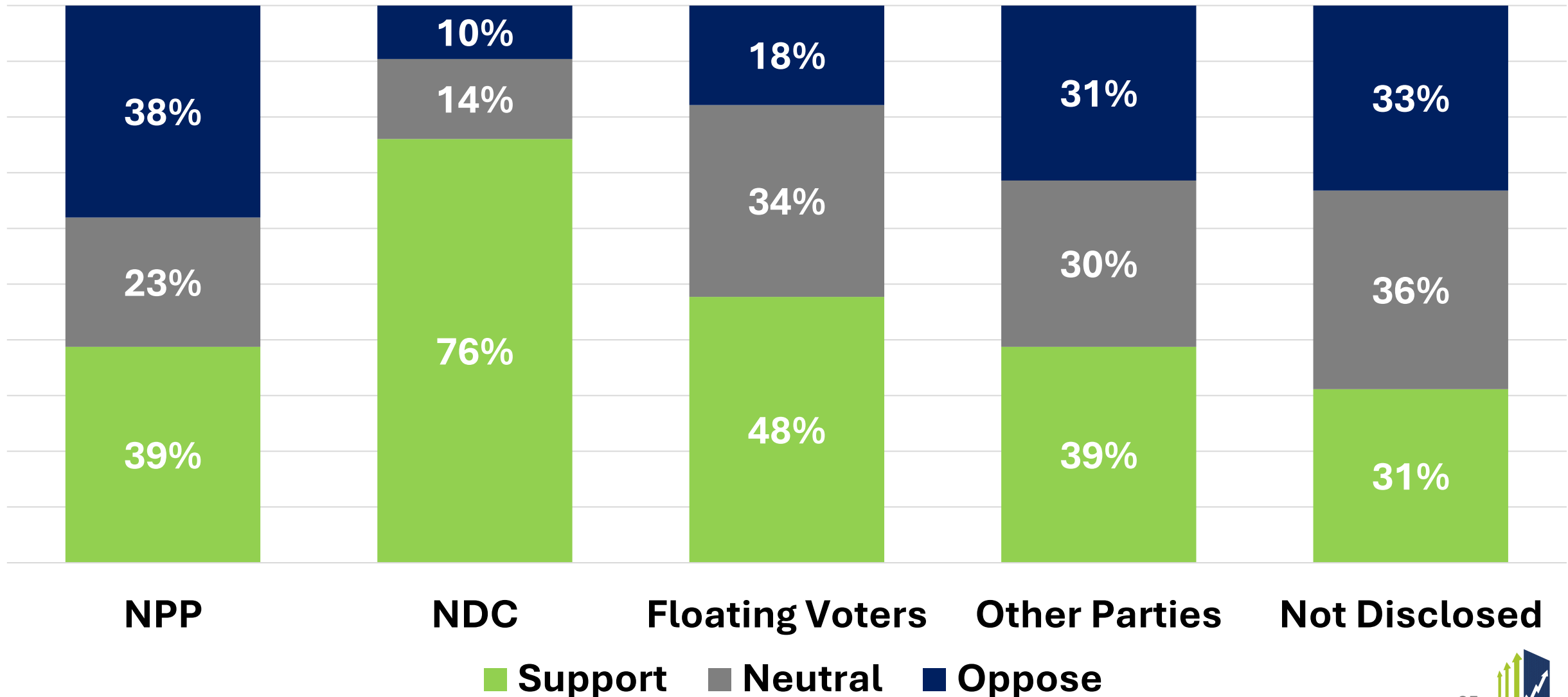
In the next six (6) months,
do you think prices of goods and services will generally...?



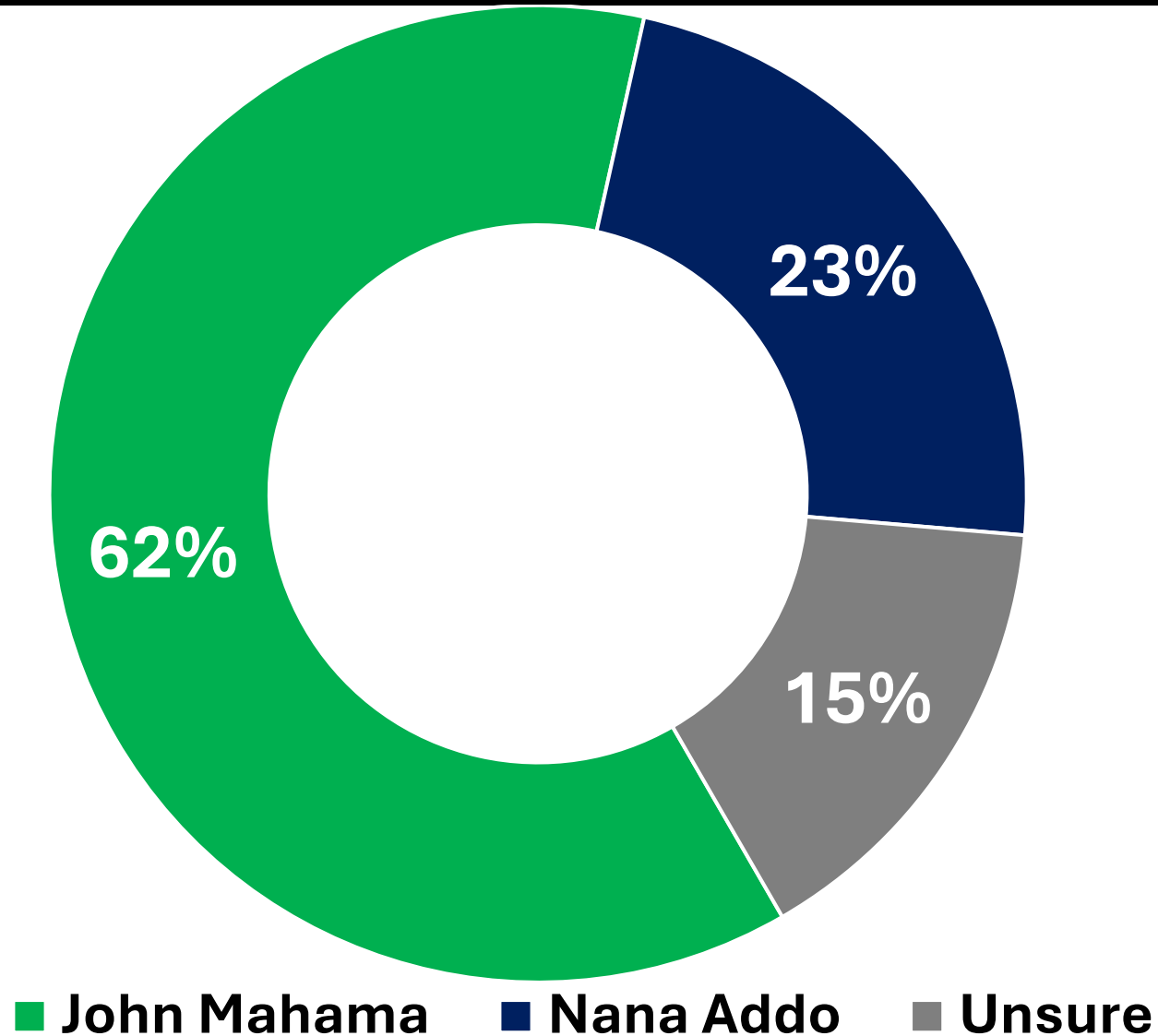
Do you support the increase in petroleum tax to deal with the energy crisis?



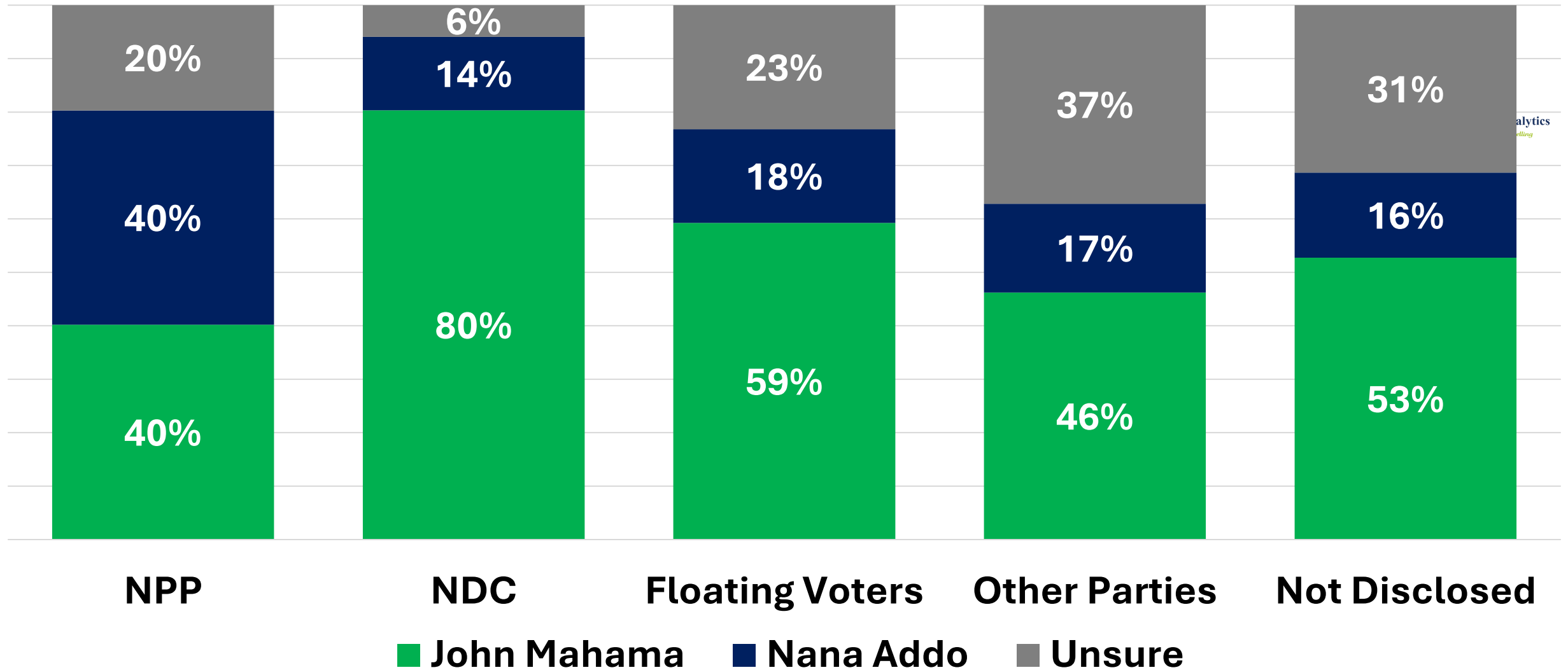
Do you support the increase in petroleum tax to deal with the energy crisis? Party Affiliations



Do you think the economic conditions today are largely due to whose policies?

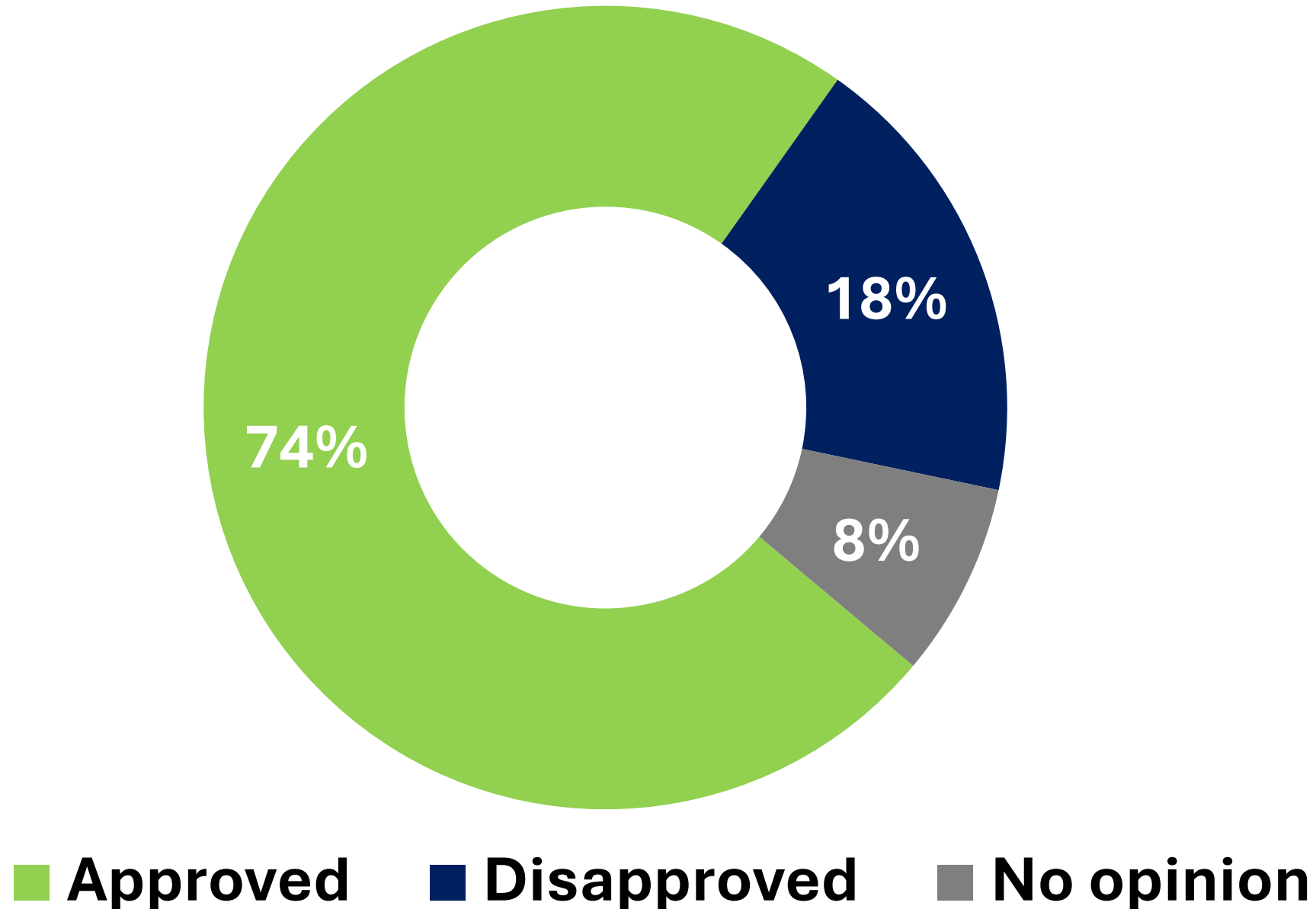


Do you think the economic conditions today are largely due to whose policies? Party Affiliations

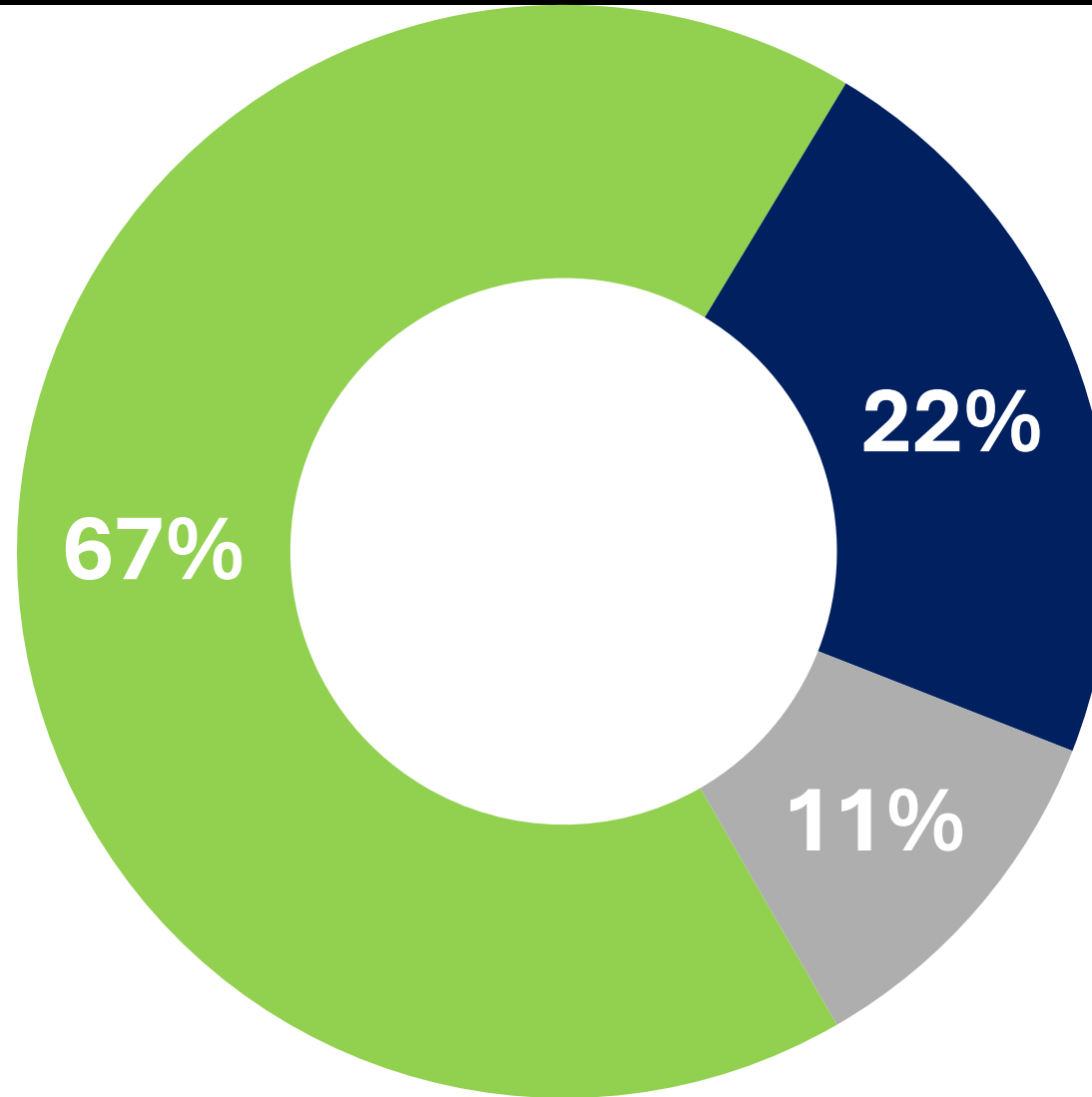


Assessment of Mahama's Performance in Key Areas

Approval of Mahama's handling of the Economy

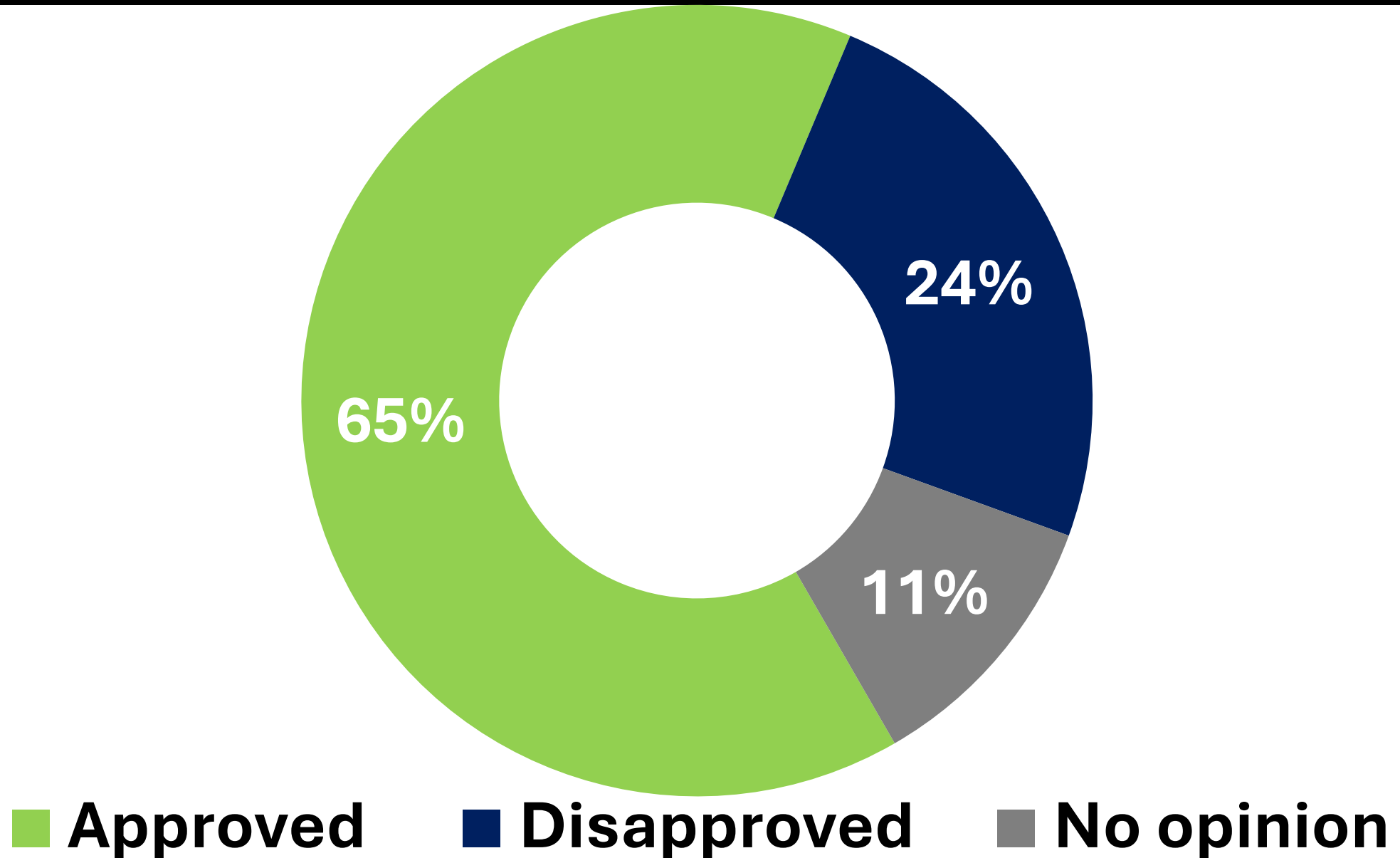


Mahama's handling of Job Creation



■ **Approved** ■ **Disapproved** ■ **No opinion**

Mahama's handling of Galamsey



Prez. Mahama's Score Card on:

1. Stabilizing the Cedi
2. Managing the economy
3. Arrest, prosecution and retrieval of stolen monies (ORAL)
4. Stabilizing prices of goods and services
5. Stabilizing prices of utilities such as water and electricity
6. Fighting Galamsey
7. Resolving Dumsor
8. Creating jobs

President's Performance Average Score Card out of 10

Stabilizing the Cedi

Managing the economy

**Arrest, prosecution and retrieval
of stolen monies (ORAL)**

**Stabilizing prices of goods and
services**

**Stabilizing utilities such as water
and electricity**

Fighting Galamsey

Resolving Dumsor

Creating jobs

7.0

6.6

6.6

6.5

6.0

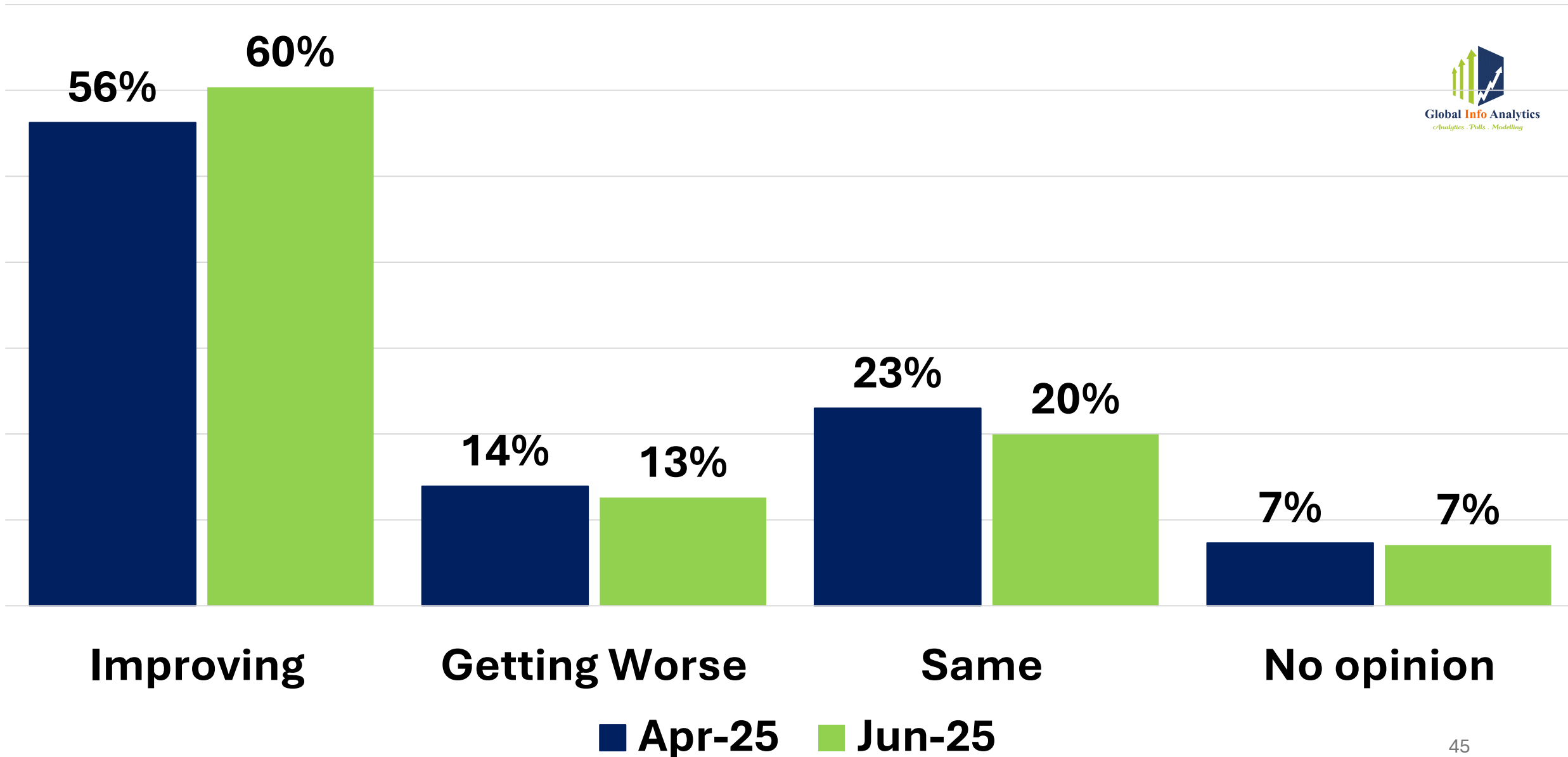
6.0

5.8

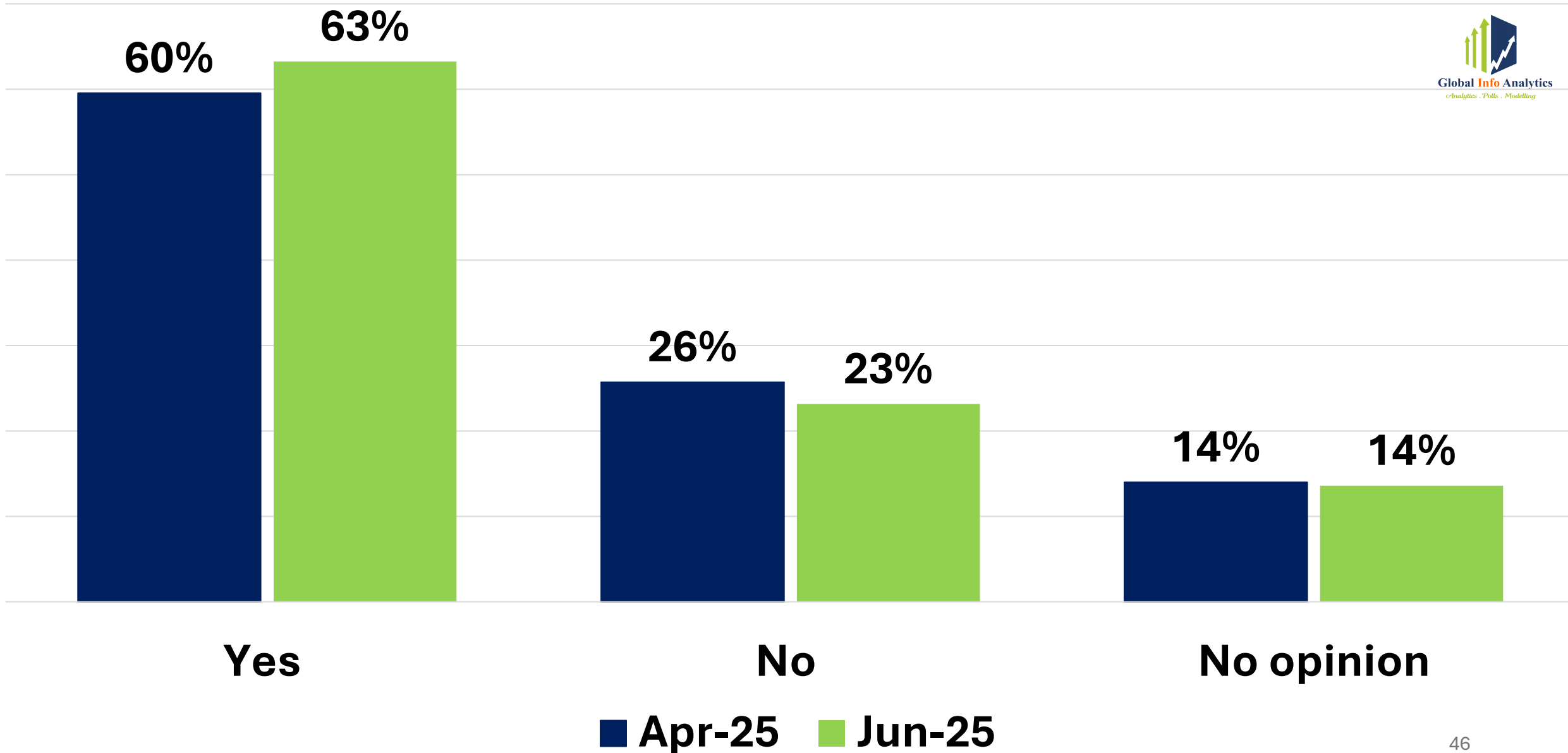
5.6

Corruption & Corruption Fight

State of Corruption

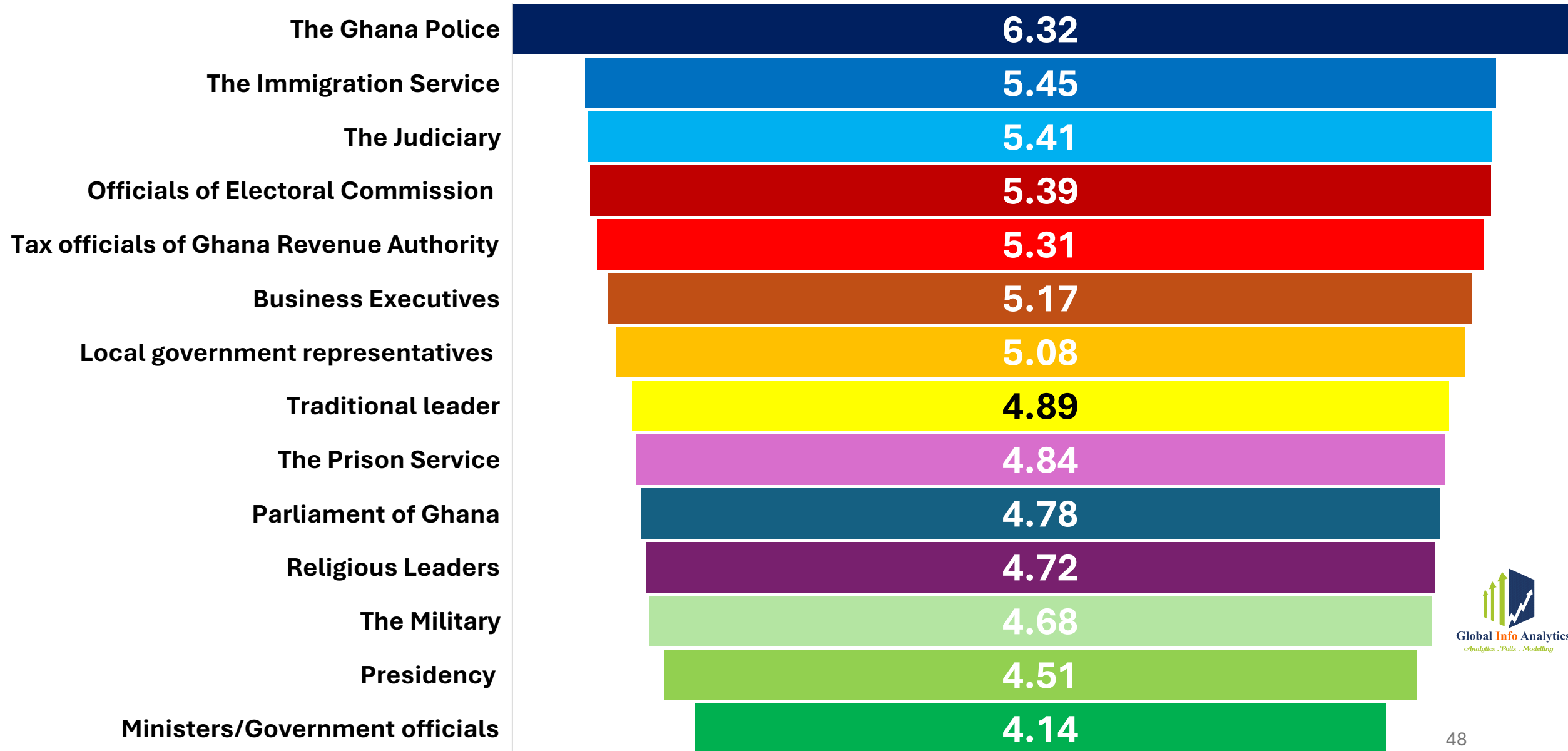


Fighting Corruption



League Table-Most Corrupt Public Institutions

Corruption Perception Score



Corruption Perception Score Changes – April – June 2025

S/N	Institutions	Apr-25	Jul-25	Changes
1	The Ghana Police	6.43	6.32	-1.7%
2	Ghana Immigration Service	5.86	5.45	-7.5%
3	The Judiciary	5.78	5.41	-6.8%
4	Tax officials (GRA)	5.68	5.31	-7.0%
5	Local Government Reps	5.63	5.08	-10.8%
6	Business Executives	5.63	5.17	-8.9%
7	Officials of Electoral Commission	5.58	5.39	-3.5%
8	Traditional leader	5.51	4.89	-12.7%
9	Parliament of Ghana	5.47	4.78	-14.4%
10	The Prison Service	5.43	4.84	-12.2%
11	The Military	5.27	4.68	-12.6%
12	Presidency	5.27	4.51	-16.9%
13	Religious Leaders	5.25	4.72	-11.2%
14	Ministers/Government officials	4.61	4.14	-11.4%

2024 Elections – ‘2 million voters’ of Nana Addo and how those who did not vote would vote if given a chance

Party affiliations of voters who voted for Nana Addo in 2020 but did not show up to vote in 2024

48%



NPP

19%



NDC

27%



FV

7%



Others ⁵¹

Who would you vote for if you are given a chance to vote in the 2024 elections - Voters who did not vote in the 2024 elections

66%



JDM

24%



DMB

10%



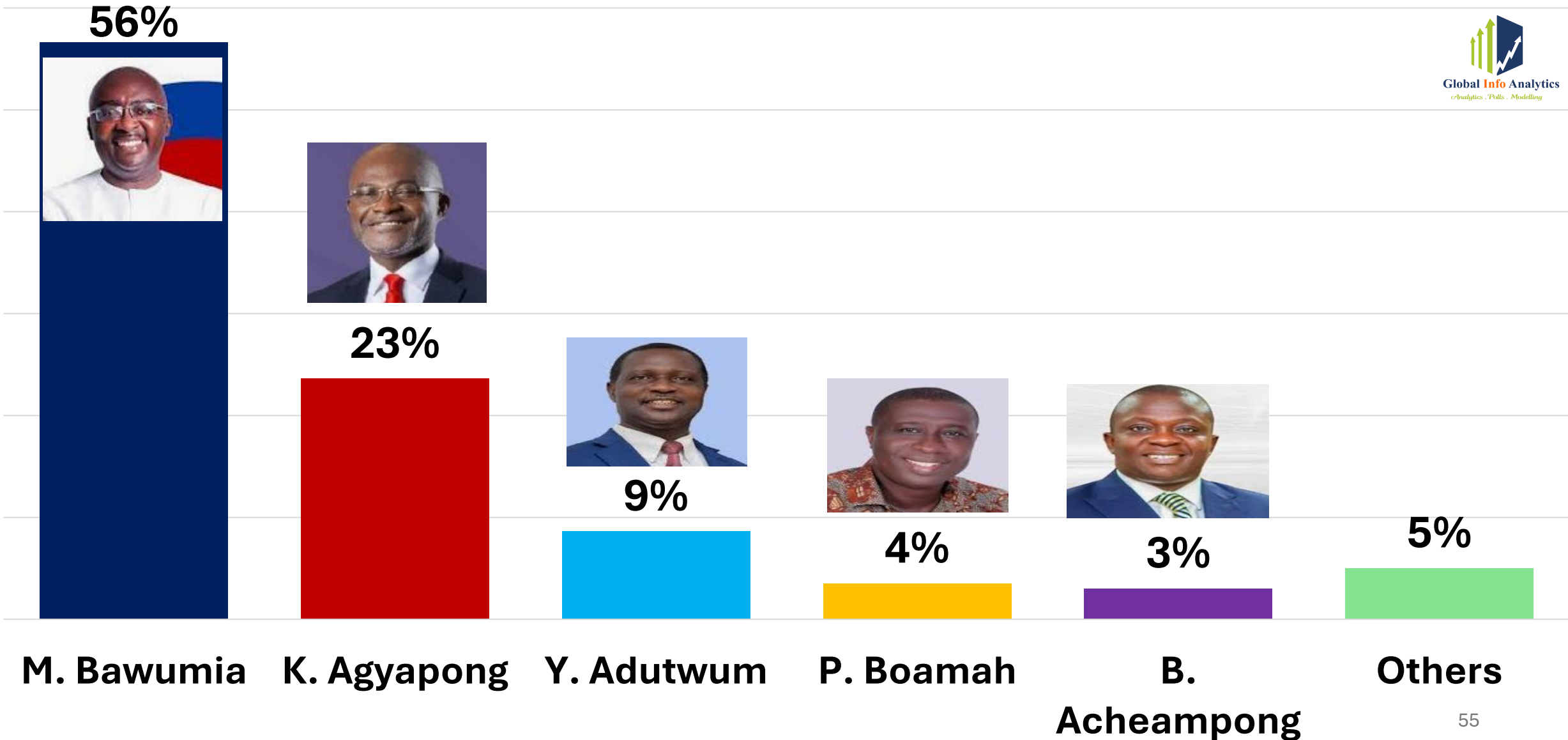
Others

NPP and NDC leadership Race- General Voters' Perspective

Who Leads NPP?



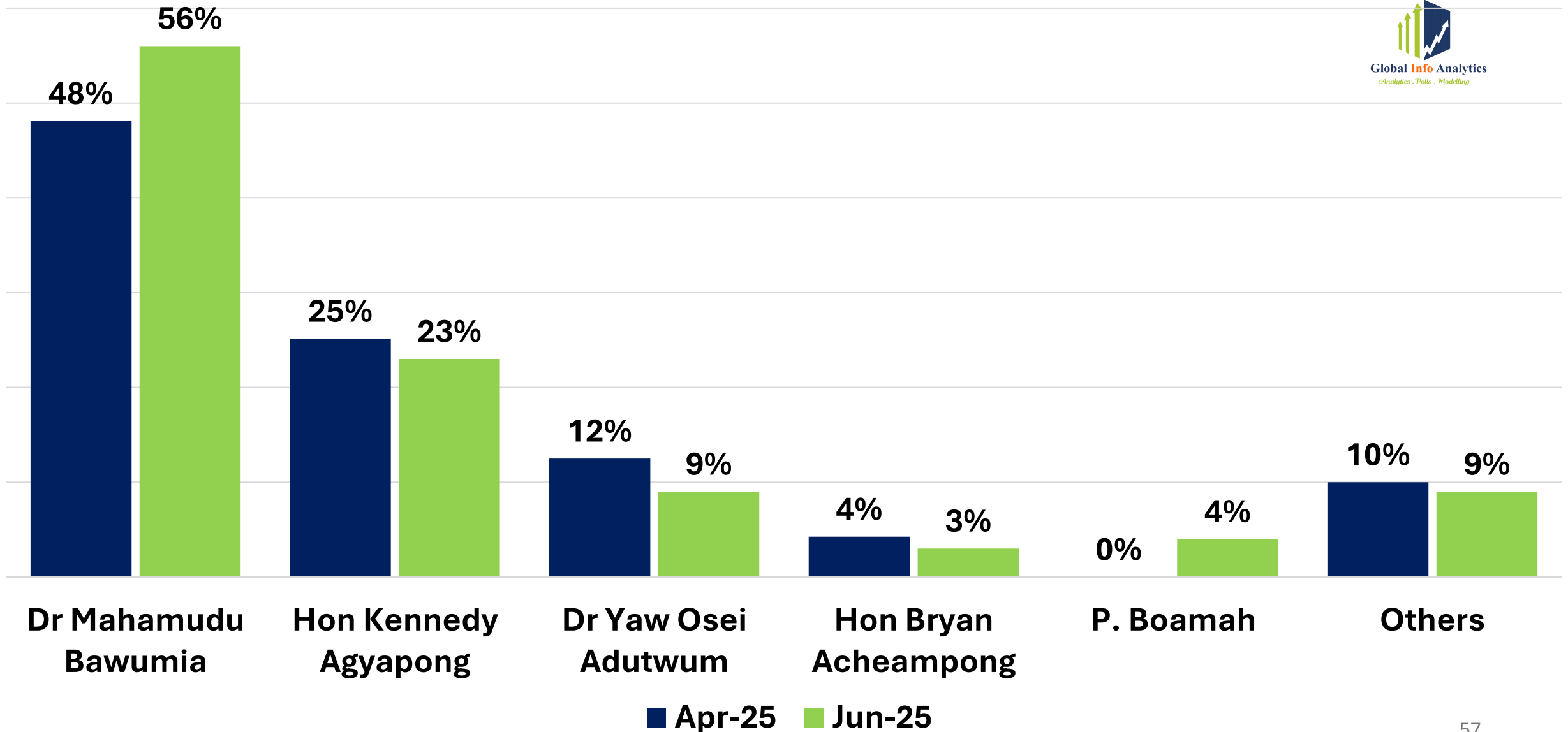
Voters Preference for NPP Leadership in 2028



NPP Leadership Race-Party Affiliation

	NPP	NDC	Floating Voters	Other Parties	Not Disclosed
Dr M. Bawumia	70%	50%	46%	45%	50%
K. Agyapong	17%	26%	28%	30%	29%
Y. Aduwum	7%	10%	12%	9%	7%
P. Boamah	1%	4%	5%	3%	7%
B. Acheampong	3%	4%	4%	6%	2%
Others	2%	6%	5%	7%	5%
	100%	100%	100%	100%	100%

NPP Leadership Race-Changes April – June 2025



NPP Leadership Race-By 2024 DBM, Not Disclosed and Did not vote voters

	DMB	Not Disclose	Did not vote
Dr M. Bawumia	74%	49%	36%
K. Agyapong	14%	38%	31%
Dr A. Adutwum	7%	3%	15%
P. Boamah	1%	2%	7%
B. Acheampong	3%	3%	5%
Others	1%	5%	7%
	100%	100%	100%

NPP Leadership Race-By 2024 DBM, Not Disclosed and Did not vote voters (NPP Voters)

	DMB	Not Disclose	Did not vote
Dr M. Bawumia	76%	31%	41%
K. Agyapong	14%	66%	40%
Dr A. Adutwum	6%	2%	10%
P. Boamah	1%	0%	1%
B. Acheampong	2%	0%	6%
Others	1%	2%	2%
	100%	100%	100%

NPP Leadership Race-Age

	18-24	25-34	35-44	45-54	55-64	65+
Dr M. Bawumia	57%	57%	57%	56%	52%	58%
K. Agyapong	22%	23%	23%	23%	29%	18%
Y. Adutwum	11%	8%	8%	10%	10%	6%
P. Boamah	2%	4%	4%	2%	3%	3%
B. Acheampong	4%	3%	3%	4%	0%	3%
Others	4%	4%	4%	6%	5%	11%
	100%	100%	100%	100%	100%	100%

NPP Leadership Race-Ethnicity

	Akan	Guan	Ga- Adangme	Ewe	Mole- Dagbani	Gurma	Grusi	Mande	Gur	Others
Dr Y. Adutwum	8%	12%	16%	12%	5%	5%	9%	14%	7%	7%
Dr M. Bawumia	58%	51%	42%	44%	70%	53%	62%	55%	70%	60%
K. Agyapong	25%	27%	24%	26%	16%	26%	16%	17%	16%	17%
P. Boamah	2%	4%	4%	7%	2%	5%	4%	1%	5%	6%
B. Acheampong	4%	2%	5%	3%	2%	7%	4%	5%	0%	3%
Others	3%	3%	8%	8%	3%	6%	4%	7%	2%	7%
	100%	100%	100%	100%	100%	100%	100%	100%	100%	100%

NPP Leadership Race - Education

	Junior High	Senior High	Tertiary	No Education
Dr M. Bawumia	54%	60%	51%	63%
K. Agyapong	29%	23%	23%	18%
Y. Adutwum	8%	9%	9%	10%
P. Boamah	2%	2%	7%	1%
B. Acheampong	4%	3%	4%	2%
Others	4%	3%	6%	5%
	100%	100%	100%	100%

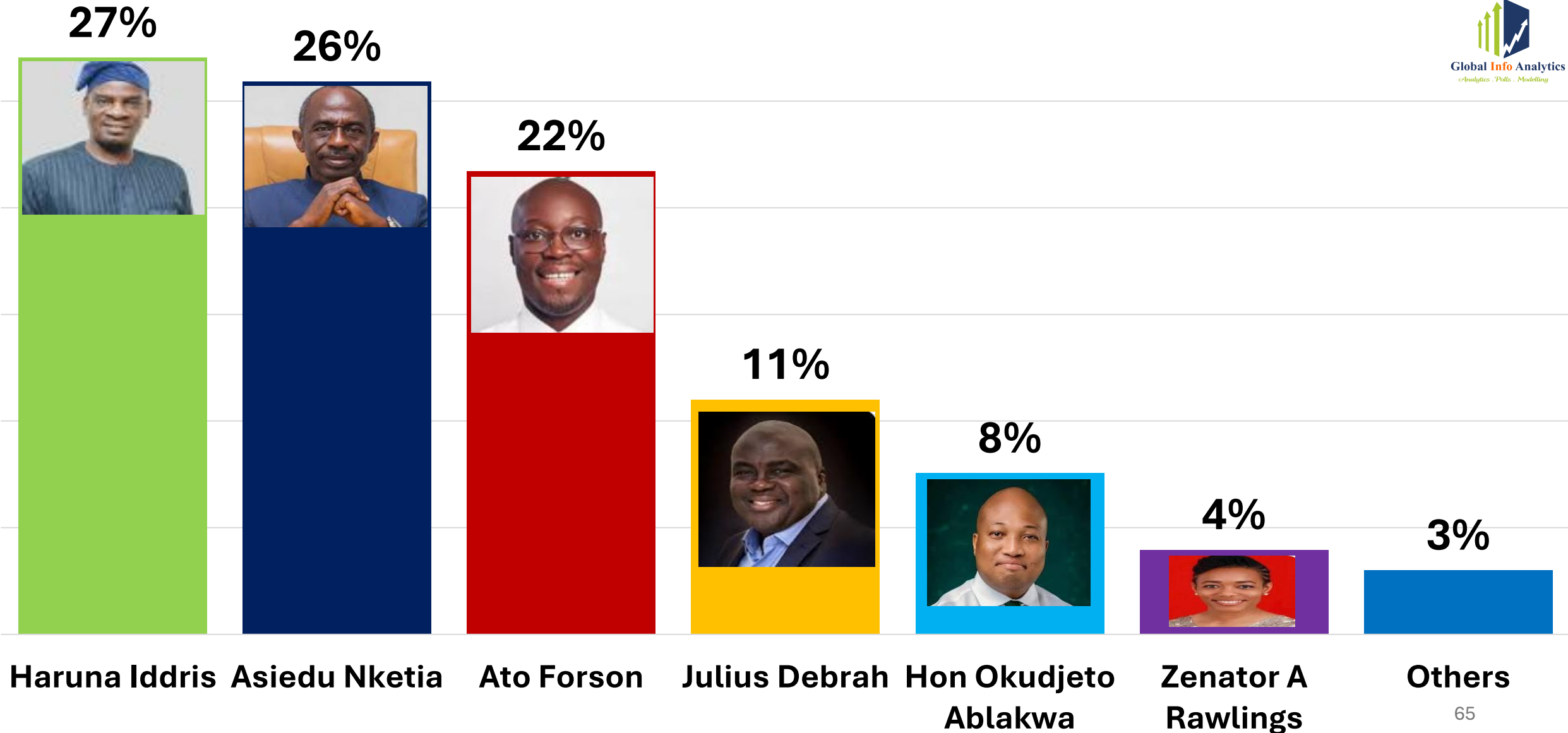
NPP Leadership Race-All Candidates by Mode

	Telephone survey	Face-to- Face survey	Online survey	Overall
Dr Yaw Osei Adutwum	4.8%	9.1%	13.1%	9.0%
Dr Mahamudu Bawumia	56.9%	59.4%	23.1%	56.2%
Bryan Acheampong	2.8%	3.5%	3.3%	3.4%
Kennedy Agyapong	30.4%	22.7%	19.7%	23.3%
Patric Boamah	3.2%	1.2%	27.2%	3.5%
Peter Amewu	0.2%	1.1%	1.1%	1.0%
Abena Osei Asare	0.9%	0.8%	0.2%	0.8%
Boakyie Agyarko	0.1%	0.6%	5.5%	0.9%
Adai Nimo	0.2%	0.6%	1.6%	0.6%
Kwabena Agyapong	0.3%	1.0%	5.3%	1.3%
TOTAL	100.0%	100.0%	100.0%	100.0%

Who Leads NDC?



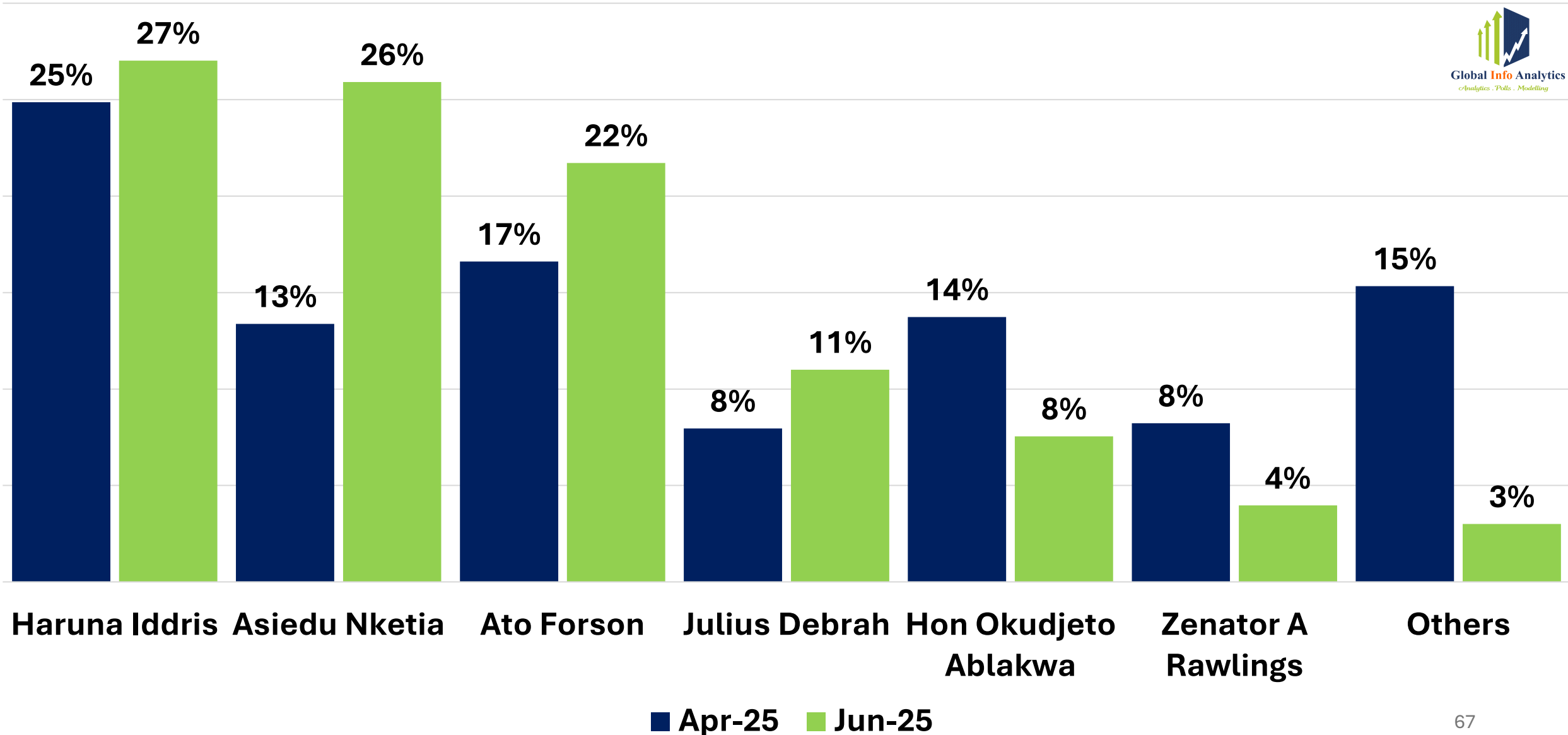
Voters Preference for NDC Leadership in 2028



NDC Leadership in 2028-Party Affiliation

	NPP	NDC	Floating Voters	Other Parties	Not Disclosed
Haruna Iddrisu	23%	30%	21%	30%	32%
Asiedu Nketia	31%	24%	26%	22%	20%
Ato Forson	20%	22%	25%	16%	22%
Julius Debrah	13%	11%	11%	10%	7%
Okudjeto Ablakwa	5%	8%	10%	13%	11%
Zenator A. Rawlings	5%	3%	4%	4%	4%
Others	3%	2%	4%	5%	4%
	100%	100%	100%	100%	100%

NDC Leadership Race-Changes April-June



NDC Leadership Race-Age

	18-24	25-34	35-44	45-54	55-64	65+
Haruna Iddrisu	18%	27%	28%	29%	24%	21%
Asiedu Nketia	35%	25%	25%	21%	30%	32%
Ato Forson	18%	23%	24%	22%	26%	12%
Julius Debrah	15%	12%	9%	13%	8%	12%
Okudjeto Ablakwa	6%	8%	7%	8%	6%	8%
Zenator A. Rawlings	6%	4%	4%	4%	4%	10%
Others	2%	2%	3%	3%	2%	5%
	100%	100%	100%	100%	100%	100%

NDC Leadership Race-Education

	Junior High	Senior High	Tertiary	No Education
Haruna Iddrisu	29%	22%	28%	36%
Asiedu Nketia	18%	31%	23%	28%
Ato Forson	31%	24%	18%	13%
Julius Debrah	10%	10%	13%	12%
Okudjeto Ablakwa	6%	6%	10%	5%
Zenator A. Rawlings	4%	5%	4%	5%
Others	2%	2%	4%	1%
	100%	100%	100%	100%

NDC Leadership Race-Ethnicity

	Akan	Guan	Ga- Adangme	Ewe	Mole- Dagbani	Gurma	Grusi	Mande	Gur	Others
Iddrisu Haruna	21%	27%	25%	19%	52%	22%	29%	26%	30%	35%
Asiedu Nketia	28%	21%	23%	20%	23%	28%	25%	30%	20%	30%
Ato Forson	27%	26%	23%	23%	9%	22%	14%	22%	18%	12%
Julius Debrah	11%	14%	17%	10%	7%	11%	15%	10%	23%	11%
Okudjeto Ablakwa	6%	7%	5%	18%	4%	10%	7%	6%	8%	8%
Zenator A. Rawlings	4%	3%	4%	6%	4%	4%	7%	2%	0%	3%
Others	3%	2%	4%	4%	2%	3%	3%	4%	3%	2%
	100%	100%	100%	100%	100%	100%	100%	100%	100%	100%

NDC Leadership Race- All Candidates by Mode


	Telephone survey	Face-to-Face survey	Online survey	Overall
Haruna Iddrisu	36.9%	25.4%	25.3%	26.5%
Asiedu Nketia	10.7%	28.9%	17.4%	25.8%
Dr Ato Forson	37.7%	20.1%	19.3%	21.9%
Julius Debrah	7.5%	11.7%	12.8%	11.3%
Okudjeto Ablakwa	4.0%	7.0%	14.8%	7.5%
Dr Zenator A Rawlings	1.1%	4.7%	2.7%	4.1%
Dr Ofosu Ampofo	0.1%	0.7%	0.5%	0.6%
Goosie Tanoh	0.1%	0.3%	2.0%	0.4%
Hannah Tetteh	0.2%	0.3%	2.2%	0.5%
Eric Opoku	0.5%	0.1%	0.3%	0.2%
Awuah Darko	0.2%	0.1%	1.5%	0.2%
Alex Mould	0.1%	0.1%	0.9%	0.2%
Omane Boamah	0.7%	0.3%	0.3%	0.4%
Fiifi Kwetey	0.1%	0.4%	0.0%	0.3%
	100.0%	100.0%	100.0%	100.0%

NDC Leadership Race-By 2024 JDM, Not Disclosed and Did not vote voters

	JDM	Not Disclosed	Did not vote
Haruna Iddrisu	30%	30%	19%
Asiedu Nketia	22%	15%	23%
Ato Forson	24%	24%	18%
Julius Debrah	10%	10%	13%
Okudjeto Ablakwa	8%	12%	15%
Zenator A. Rawlings	3%	5%	7%
Others	3%	4%	5%
	100%	100%	100%

NDC Leadership Race-By 2024 JDM, Not Disclosed and Did not vote voters (NDC Voters)

	JDM	Not Disclosed	Did not vote
Haruna Iddrisu	31%	24%	28%
Asiedu Nketia	22%	16%	26%
Ato Forson	24%	18%	9%
Julius Debrah	10%	13%	19%
Okudjeto Ablakwa	8%	13%	13%
Zenator A. Rawlings	3%	11%	2%
Others	2%	4%	4%
	100%	100%	100%



Global Info Analytics

Analytics . Polls . Modelling

Party Affiliations- Demographics

Note: due to rounding up of the figures, the totals, when manually calculated, may be totaled 99% or 101%

Party Affiliations – Gender - Age

	Overall	Male	Female	18-24	25-34	35-44	45-54	55-64	65+
NPP	30%	27%	34%	30%	29%	32%	27%	30%	33%
NDC	44%	46%	42%	46%	41%	44%	50%	51%	44%
FV	15%	16%	14%	15%	19%	15%	12%	10%	11%
Others	4%	3%	4%	3%	3%	3%	4%	3%	1%
Not Discl.	7%	8%	6%	6%	8%	7%	7%	7%	12%
	100%	100%	100%	100%	100%	100%	100%	100%	100%

Party Affiliations – Education - Employment

	JHS	SHS	Tertiary	No Qual	Employed	Unemployed	Students	Pensioners
NPP	27%	34%	27%	29%	28%	36%	26%	34%
NDC	53%	40%	43%	48%	45%	42%	44%	42%
FV	13%	17%	18%	9%	16%	12%	18%	12%
Others	3%	3%	3%	5%	3%	3%	4%	1%
Not Discl.	4%	6%	9%	9%	7%	7%	8%	11%
	100%	100%	100%	100%	100%	100%	100%	100%

Party Affiliations – Religions

	Christianity	Islam	Traditional	Others	Non-religious
NPP	33%	26%	27%	21%	21%
NDC	41%	53%	43%	47%	49%
FV	16%	13%	22%	10%	16%
Others	3%	3%	3%	7%	6%
Not Disclosed	7%	6%	5%	15%	9%
	100%	100%	100%	100%	100%

Party Affiliations – Christian Denominations

	Cath.	Meth	Presby.	Anglic	Pent.	Charis	Others	SDA	JW
NPP	32%	45%	33%	31%	30%	27%	23%	32%	13%
NDC	44%	36%	42%	43%	38%	45%	42%	37%	21%
FV	14%	12%	17%	15%	22%	16%	19%	19%	29%
Others	3%	2%	3%	5%	3%	4%	5%	3%	3%
Not Disclosed	8%	5%	6%	6%	8%	8%	11%	8%	34%
	100%	100%	100%	100%	100%	100%	100%	100%	100%

Party Affiliations – Islamic Sects

	Sunni	Shia	Tijaniyya	Ahmadiyya	Others
NPP	28%	23%	28%	24%	18%
NDC	55%	49%	52%	50%	50%
FV	11%	19%	9%	16%	18%
Others	3%	3%	3%	4%	4%
Not Disclosed	4%	6%	7%	6%	11%
	100%	100%	100%	100%	100%

Party Affiliations – Ethnic Groups

	Akan	Guan	Ga- Adangme	Ewe	Mole- Dagbani	Gurma	Grusi	Mande	Gur	Others
NPP	41%	21%	20%	11%	29%	19%	29%	34%	27%	19%
NDC	33%	47%	61%	55%	53%	60%	43%	43%	41%	53%
FV	14%	17%	15%	22%	11%	15%	17%	14%	23%	17%
Others	4%	4%	2%	2%	3%	2%	5%	4%	0%	2%
Not Disclosed	8%	10%	3%	9%	4%	4%	6%	5%	9%	9%
	100%	100%	100%	100%	100%	100%	100%	100%	100%	100%

Party Affiliations – Region

	AHR	AR	BR	BER	CR	ER	GAR	NER	NR	OR	SR	UER	UWR	VR	WR	WNR
NPP	26%	55%	16%	25%	34%	34%	26%	37%	34%	23%	13%	39%	24%	10%	21%	42%
NDC	54%	27%	42%	37%	46%	37%	52%	37%	55%	40%	37%	42%	65%	52%	44%	36%
FV	16%	13%	17%	24%	6%	18%	17%	24%	5%	18%	18%	11%	7%	27%	9%	16%
Others	2%	2%	4%	8%	4%	4%	2%	1%	4%	3%	8%	5%	1%	1%	12%	2%
Not Discl.	1%	3%	22%	7%	10%	7%	3%	2%	1%	17%	25%	3%	2%	10%	15%	4%
	100%	100%	100%	100%	100%	100%	100%	100%	100%	100%	100%	100%	100%	100%	100%	100%



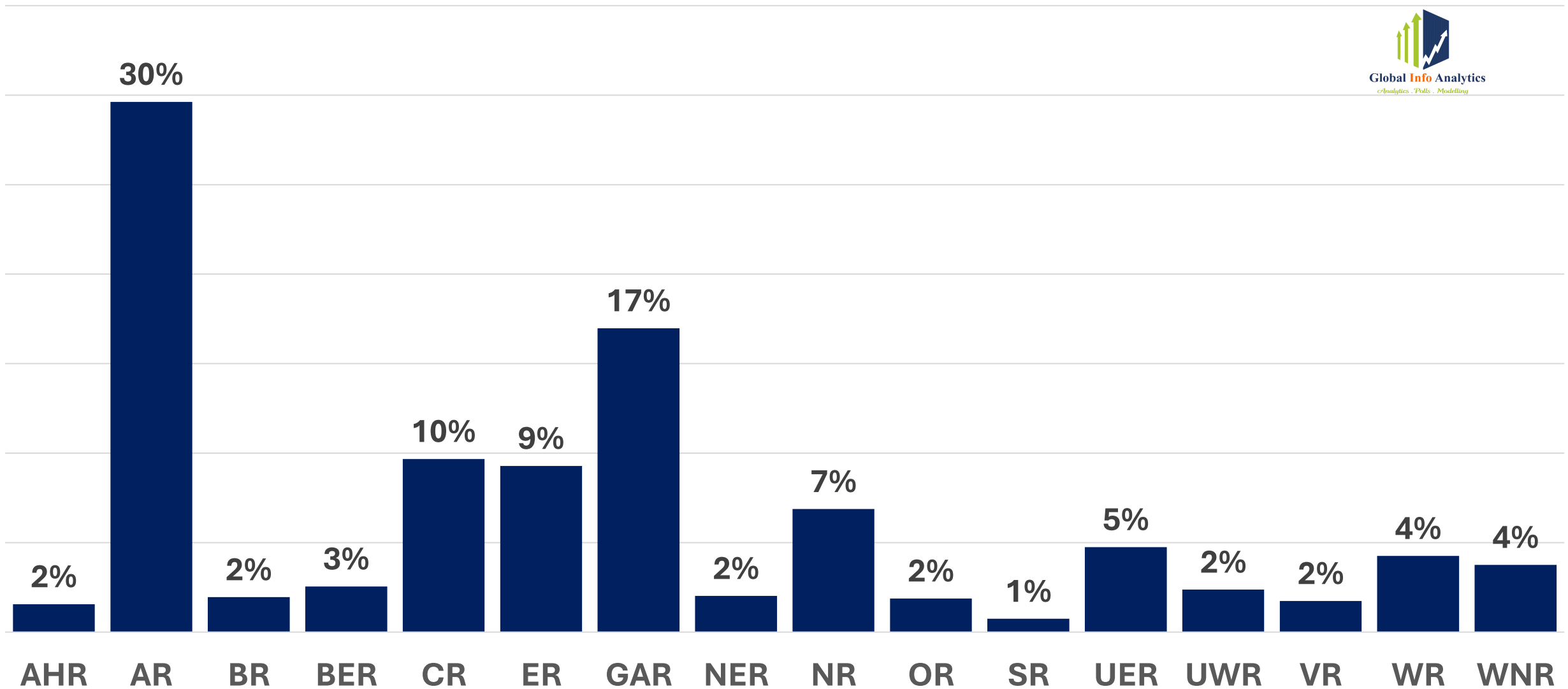
Global Info Analytics

Analytics . Polls . Modelling

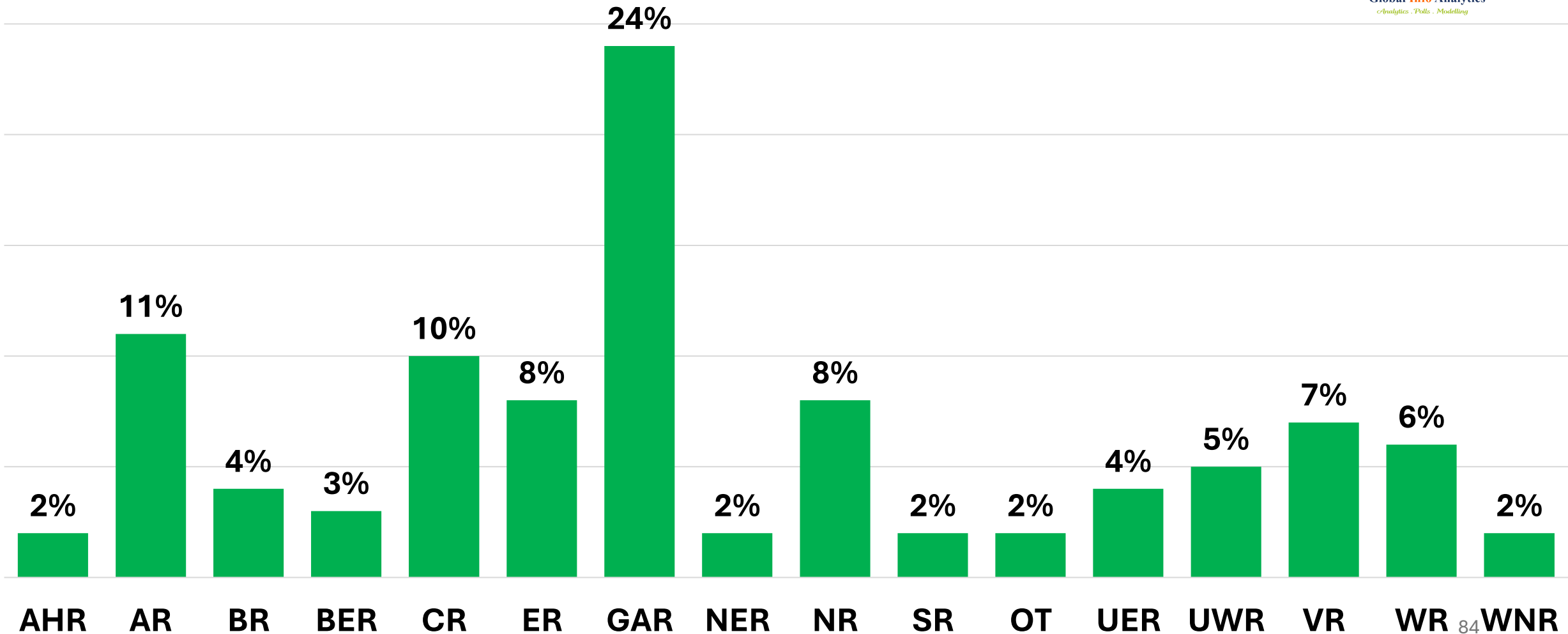
Regions' contribution to Parties Support

Note: due to rounding up of the figures, the totals, when manually calculated, may be totaled 99% or 101%

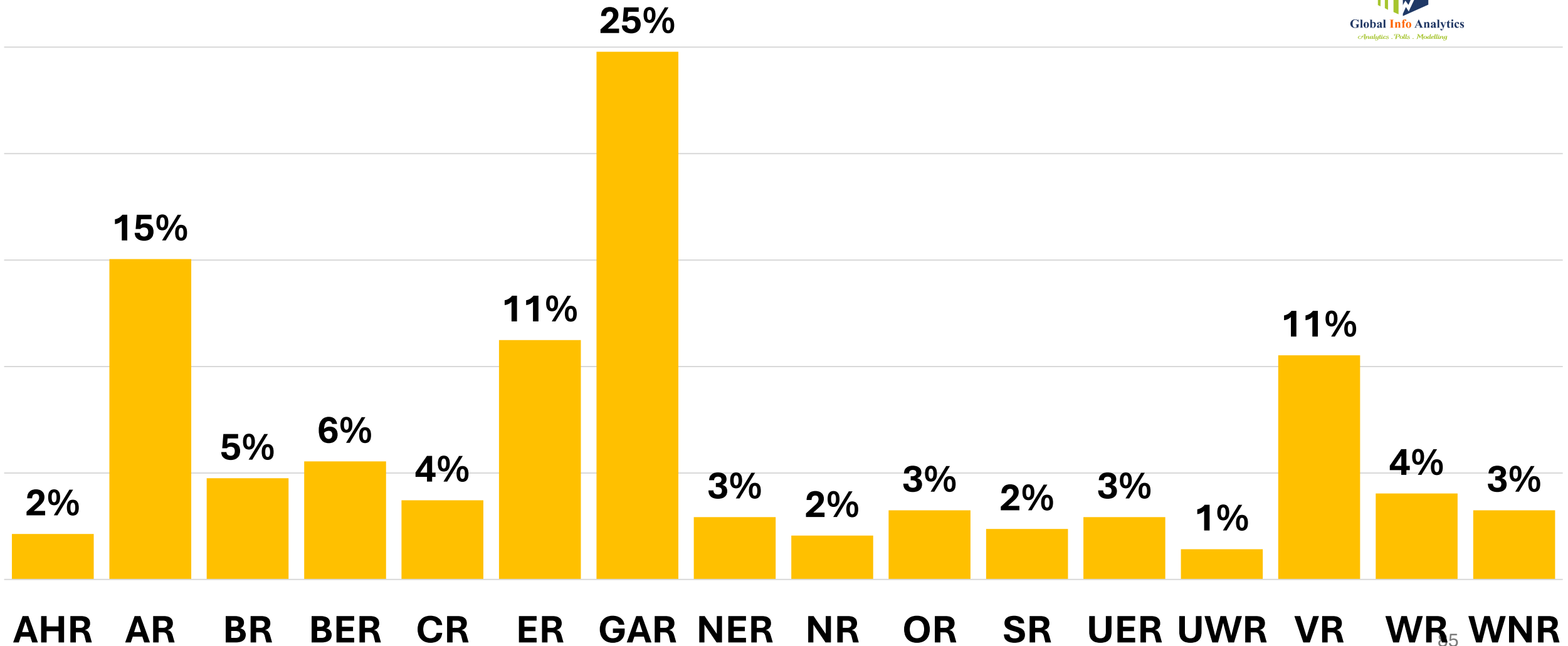
NPP Voters Spread in the Regions



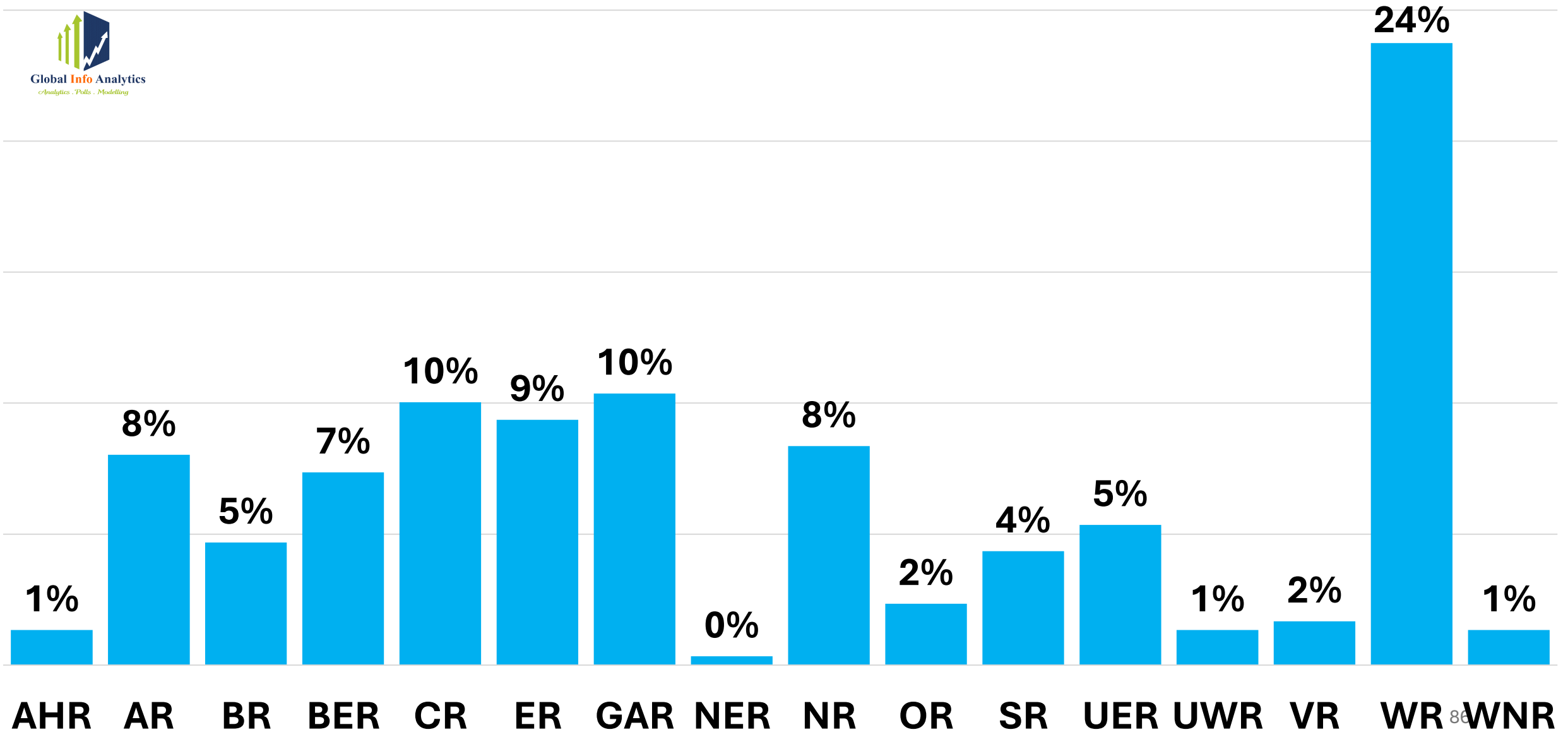
NDC Voters Spread in the Regions



Floating Voters Spread in the Regions



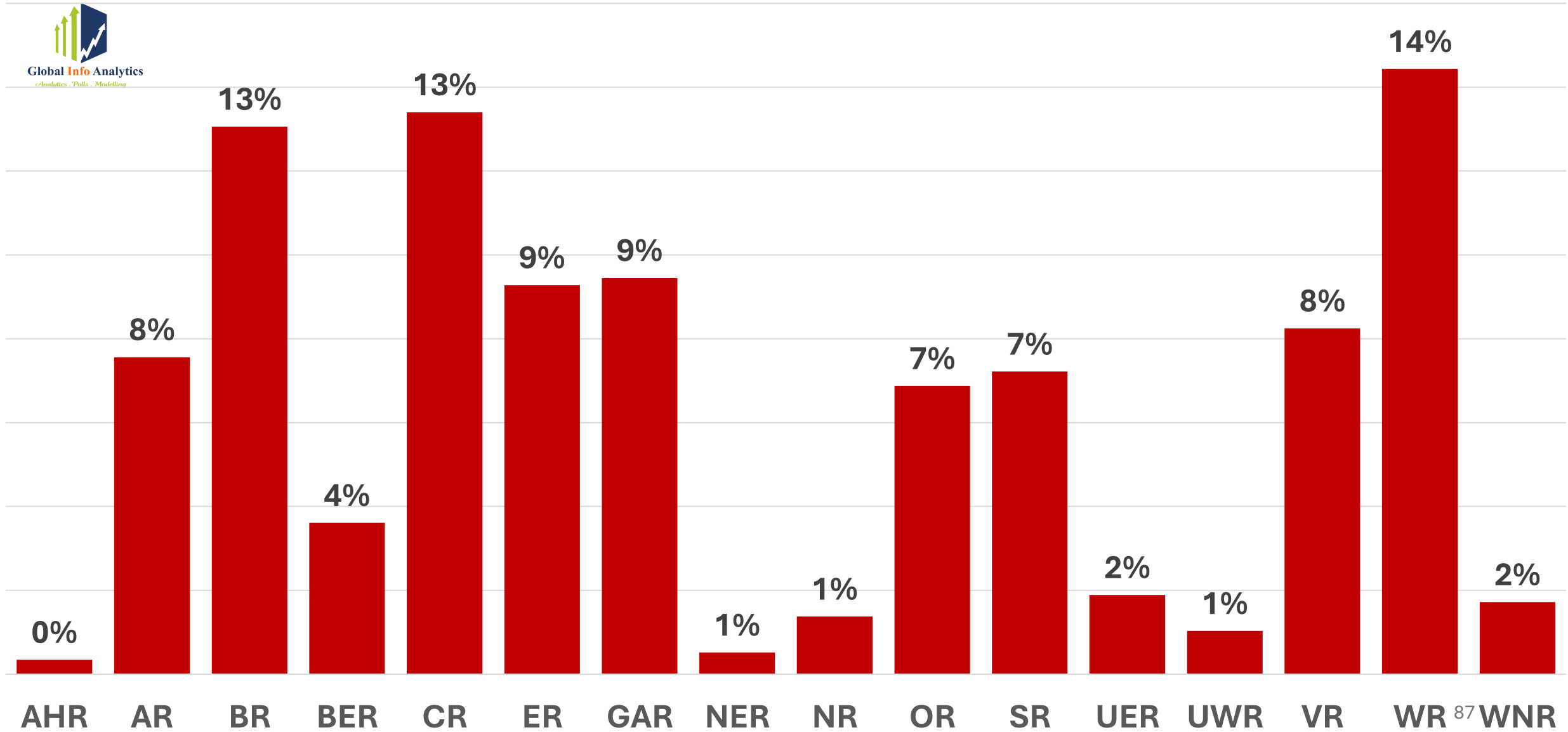
Other Parties Voters Spread in the Regions



Non Disclosed Parties Voters Spread in the Regions



Global Info Analytics
Analytics, Polls, Modelling





Mr. Mussa K. Dankwah

Lead Pollster/Head of Global Research

Emails: m.dankwah@globalinfoanalytics.com

<http://globalinfoanalytics.com>

LinkedIn: <https://www.linkedin.com/in/mussa-dankwah-72797048/>

Contact: +233 541 222 634